

***WÖHLER***

# CATALOG

*The Measure of Technology*



Wohler USA Inc.

+1 978 750 9876  
+1 978 750 9799  
info@wohlerusa.com  
208 S Main Street  
Middleton, MA 01949



Greg Elliott  
Vice President, COO



Noah Campbell  
Mid Atlantic Regional  
Sales Manager



Troy Rozumek  
Northeast Regional  
Sales Manager




Scott J. Case  
West Coast Regional  
Sales Manager



Sue Grenier  
Office Manager



Tom Powers  
Technical Service  
Manager



Joe Popoloski  
Service Technician



Evan Haynes  
Service Technician

Inspection Technology:  
HD Visual Inspection | Visual Inspection | HD Endoscopy |  
Smart Inspection

Wöhler VIS 750 HD Inspection Camera..... 4 – 7

Wöhler VIS 700 HD Inspection Camera.....8 – 13

Wöhler L 200 Locator..... 14 | 32

Wöhler VIS Camera Trolley ..... 15 | 33

HD Visual Inspection Accessories ..... 16 – 17

Wöhler VIS 500 Inspection Camera ..... 18 – 23

Wöhler VIS 350 Inspection Camera .....24 – 27

Wöhler VIS 200 / 250 Inspection Camera..... 28 – 31

Visual Inspection Accessories.....34 – 35

Wöhler Chimney Mirror.....36

Wöhler Glas Mirror .....37

Product Overview HD Endoscopy .....38 – 39

Wöhler VE 500 HD Video Endoscope.....40

Wöhler VE 500 HD Video Endoscope Accessories..... 41

Wöhler VE 400 HD Video Endoscope.....42

Wöhler VE 220 HD Video Endoscope.....43

Video Endoscope Accessories.....44

Wöhler SI 400 Smart Inspection Camera.....46 – 47

NEW

NEW

NEW

Combustion Analysis: Combustion Analyzer

Find the right combustion analyzer  
for your applications ..... 48 – 49

Wöhler A 450 / 450 L Combustion Analyzer .....50 – 53

Wöhler A 550 / 550 L Combustion Analyzer .....54 – 57

Wöhler A 550 INDUSTRIAL Flue Gas Analyzer ..... 58 – 61

Wöhler RP 72 Smoke Pump .....62

Combustion Analysis Accessories .....63 – 67







Leakage and Pressure Measurement | Differential Pressure

Wöhler DM 602 Digital Manometer .....68

Wöhler GS 300 Gas Sniffer.....69

Leakage and Pressure Measurement Accessories ..... 70 – 71

Refrigeration technology

Wöhler REC 400 Recovery Machine .....72

Wöhler VP 400 Vacuum Pump.....73

Wöhler MR 400 Refrigerant Manifold.....74

Wöhler RS 400 Refrigerant Scale .....75

Wöhler RL 300 Refrigerant Leak Detector .....76

NEW

NEW

NEW

IAQ / Building Measurement |  
Measurement of Temperature / Humidity / Air Quality

Product Overview .....78 – 79

Wöhler DT 310 Differential Thermometer.....80

Wöhler IR Temp 310 Infrared Thermometer..... 81

Wöhler IR Hygrotemp 24.....82

Wöhler CDL 210 CO<sub>2</sub>-Datalogger .....83

Wöhler IQ 300 CO<sub>2</sub> Meter.....84

Wöhler FA 410 / 430 Fan Anemometer.....85 – 87

Measurement Accessories .....88



Cleaning Technology Cleaning with Compressed Air / Water

Product Overview .....90 – 93

Wöhler Compressed Air Cleaning Standard Set.....94

Wöhler Compressed Air Cleaning Professional Set.....95

Wöhler DH 420 Pneumatic Viper.....96

Wöhler Viper S.....97

Wöhler Viper M .....98

Wöhler Viper M PLUS .....99

Wöhler Viper L .....100

Wöhler Rotary Viper M5.....101

Wöhler Rotary Viper M10 .....102 – 103

Wöhler Snap & Sweep® Regular .....104

Cleaning Technology Accessories .....105 – 111

Wöhler Academy

The Wöhler Academy Team.....112

Individual Online Training .....113





# Wöhler VIS 750 HD Inspection Camera

## Every detail considered



With the Wöhler VIS 750 HD Inspection Camera, no pipe is too long and no corner too dark. You can easily spot even the tiniest leaks, the toughest blockages, and annoying root ingrowth. The easy-to-use design lets you get things done fast and effectively, because we understand that your time is super valuable. The Wöhler VIS 750 HD Inspection Camera stands out with its clever features, making it one-of-a-kind.

### Versatile monitor cover

The removable front flap is also an integrated glare shield.

### Removable monitor

Do you require both hands for the inspection? The HD monitor can be easily detached. You can stick it to magnetic surfaces or use the stand to set it up wherever you need it.

### Fully flexible

The 200 ft camera push rod is perfect for covering long distances in sewers, while the alternative 130 ft push rod works well for navigating multiple bends in pipework.

### Reliable assistant

You should not be squeamish during the inspection. The trolley ensures the technology is safe throughout the process. The flaps come with a break-resistant feature and can be easily detached.

### Everything is to hand

The Wöhler VIS 750 HD Inspection Camera is versatile enough for any task, thanks to its multiple setup options. Plus, the trolley's flexible handle makes transport easy and convenient.

### Clean work

The camera push rod, which is built into the trolley, is simple to maintain: After you're done using it, just take a cloth and wipe down both the camera push rod and the camera head. For a deeper clean, you can easily detach the reel and give it a rinse with a water hose.



# Wöhler VIS 750 HD Inspection Camera

Inspection of Sewers / Air Ducts / Industrial Pipelines



### Application

- 200 ft camera push rod is perfect for covering long distances in sewers, the alternative 130 ft push rod works well for navigating multiple bends in pipework
- The Wöhler VIS 750 HD Inspection Camera is suitable for any application thanks to its various installation options

### Advantages

- Trolley ensures the technology is safe throughout the process
- Built-in transmitters in both camera heads enable radio localization
- Position and angle display for orientation in the pipe
- The comment function allows you to add written comments to an image or video
- Live image transmission via WiFi thanks to the free Wöhler Video Inspection App

### Technical data

Monitor	TFT display	7" / 16:9 Format
	Resolution	1,280 x 800 px
	Connection cable	6.5'
	Power supply	USB-C 5 V / 3 A 3.6 V / 14 Ah Li-Ion Battery
	Operating time	Up to 4 h
Wöhler HD pan- and tiltable camera head 1.5", detachable	Focus distance	1"...∞
	Resolution	1,280 x 720 px
	Protection	waterproof to IP 67
	Dimensions	1.5" dia. x 2.4"
	Transmission Frequency Locator	512 Hz / 8.9 kHz / 9.2 kHz
Wöhler HD miniature camera head 1", detachable	Focus distance	Fixed focus
	Resolution	1,280 x 720 px
	Protection	waterproof to IP 68
	Dimensions	1" dia. x 1.5"
	Transmission Frequency Locator	512 Hz / 8.9 kHz / 9.2 kHz
Camera rod	Length	130' / 200' electr. meter counting

### Wöhler VIS 750 HD Inspection Camera - 130'

Scope of delivery	Wöhler VIS 7 HD monitor unit with 7" HD TFT wide-screen color monitor incl. 6.5' connection cable
	Glare shield
	Lithium-ion battery
	Wöhler HD pan/tilt camera head Ø 1.5", detachable
	Camera rod, 130' long (removable for cleaning)
	USB mains charger with USB-C cable
Trolley case	
Article no. 11763	

### Wöhler VIS 750 HD Inspection Camera - 200'

Scope of delivery	Wöhler VIS 7 HD monitor unit with 7" HD TFT wide-screen color monitor incl. 6.5' connection cable
	Glare shield
	Lithium-ion battery
	Wöhler HD pan/tilt camera head Ø 1.5", detachable
	Camera rod, 200' long (removable for cleaning)
	10 spare plastic domes
USB mains charger with USB-C cable	
Trolley case	
Article no. 11755	

### Wöhler VIS 750 HD Inspection Camera - 200'

Scope of delivery	Wöhler VIS 7 HD monitor unit with 7" HD TFT widescreen color monitor incl. 6.5' connection cable
	Glare shield
	Lithium-ion battery
	Wöhler HD pan/tilt camera head Ø1.5", pluggable
	Wöhler HD miniature camera head Ø1", pluggable
	Camera rod, 200' long (removable for cleaning)
10 spare plastic domes	
USB mains charger with USB-C cable	
Trolley case	
Article no. 11775	

# Modular system

One system – many applications



Wöhler HD-Miniature Camera Head Ø 1"  
Article no. 25470



Wöhler HD-Camera Head Ø 1.5"  
Article no. 25463

Wöhler VIS 750 trolley



Blue

130 ft camera push rod:  
**Inspection of pipework with several bends**



Black

200 ft camera push rod:  
**Inspection of sewers with long distances**

Buy now online!  
[wohlerusa.com/P\\_202](http://wohlerusa.com/P_202)



### Wöhler Inspection App

The monitor image can be sent to mobile devices via WiFi and further processed using the app.

Accessories  
p. 14 ff.





# Wöhler VIS 700 HD Inspection Camera

## Overview of functions

### HD Inspection

Digital pictures and a high resolution monitor provide an absolutely clear image.

### Flexible Operation


The monitor can be fixed to the case in two different positions. The screen can be operated by touch or by joystick. The monitor is tiltable and removable.

### Individual Control of Sharpness

The adjustable focus allows the depth of field to be precisely controlled. This motorized focus can be adjusted via touch screen, joystick or app.



long-distance range



close range

### Comments & Voice Notes

A comments function allows you to add descriptions to captured photos. It is also possible to add voice notes to video footage.

### Position and Angle Display

The digital distance counter and angle display always lets you know in which position the camera head is. The length of unwound cable is sensed electronically and displayed for pinpoint localization. The "Home" function automatically aligns the camera head straight forward so you never lose your orientation in the pipe.

### Easy to clean and a lot of Space for Accessories

The push rod can be cleaned quickly thanks to the easily removable top shell. Moreover, the twinwall hard case also protects the camera head and the monitor.

### Hand-Held

Adjustable to individual requirements, reliable grip when operating the monitor.



### Anti-Glare Protection

The anti-glare protection is stored in the case. If necessary it will be fixed to the monitor.

### Wireless Operation & Video Streaming via App

Comfortable remote operation of the camera head including live video transmission – simply from your smartphone or tablet.

### Powerful Lithium-ion Rechargeable Battery

With a respective operating battery life of 4 hours – high speed charging via the latest USB standard (USB-C connection).

### Internal Memory or USB

Save your pictures and videos directly to the internal memory or an USB stick.

### HD Pan- and Tilttable Camera Head 1.5", detachable

Pans through 360° and tilts 180° from left to right. Precisely adjustable depth of focus.

### Durable Camera Rod

The flexible and durable 100' push rod can easily master several bends.





# Wöhler VIS 700 HD Inspection Camera



Visual Inspection of Drain Pipes / Ventilation Lines / Exhaust Pipes



- Application**
- Analyze damage and inspect:
- House connection pipes up to 8"
  - NDT applications
  - Flue gas systems of 2.5" and larger
  - Ventilation system ductwork
  - False ceilings, hollow spaces, shafts
  - Industrial machines / plant
  - Waste water lines of 2.5" and larger
  - Inspection of smaller pipes with optional miniature camera head (IP 68)

- Advantages**
- Photos and videos with HD image quality
  - 7" HD color touchscreen with adjustable focus via joystick / touch screen
  - Built-in radio transmitter with adjustable locator frequency
  - On screen keyboard for typing comments / descriptions to photos
  - Convenient option for remote control of the camera head and video streaming via free Wöhler Video Inspection App

Technical data		
Monitor	TFT display	7" / 16:9 format
	Resolution	1,280 x 800 px
	Battery operating time	4 h (battery status in display)
Wöhler HD pan- and tilttable camera head 1.5", detachable	Focus distance	1"....∞
	Resolution	1,280 x 720 px
	Protection	waterproof to IP 67
	Dimensions	1.5" dia. x 2.4"
	Transmission Frequency Locator	512 Hz / 8.9 kHz / 9.2 kHz
Wöhler HD miniature camera head 1", detachable	Focus distance	Fixed focus
	Resolution	1,280 x 720 px
	Protection	waterproof to IP 68
	Dimensions	1" dia. x 1.5"
	Transmission Frequency Locator	512 Hz / 8.9 kHz / 9.2 kHz
Camera rod	Length	100'



**Wöhler Inspection App**

The monitor image can be sent to mobile devices via WiFi and further processed using the app.

Buy now online!  
wohlerusa.com/P\_16510



Fast cleaning for lasting hygiene: Wash the case and the push rod with water.



Precise location of the camera head with the Wöhler L 200 Locator.



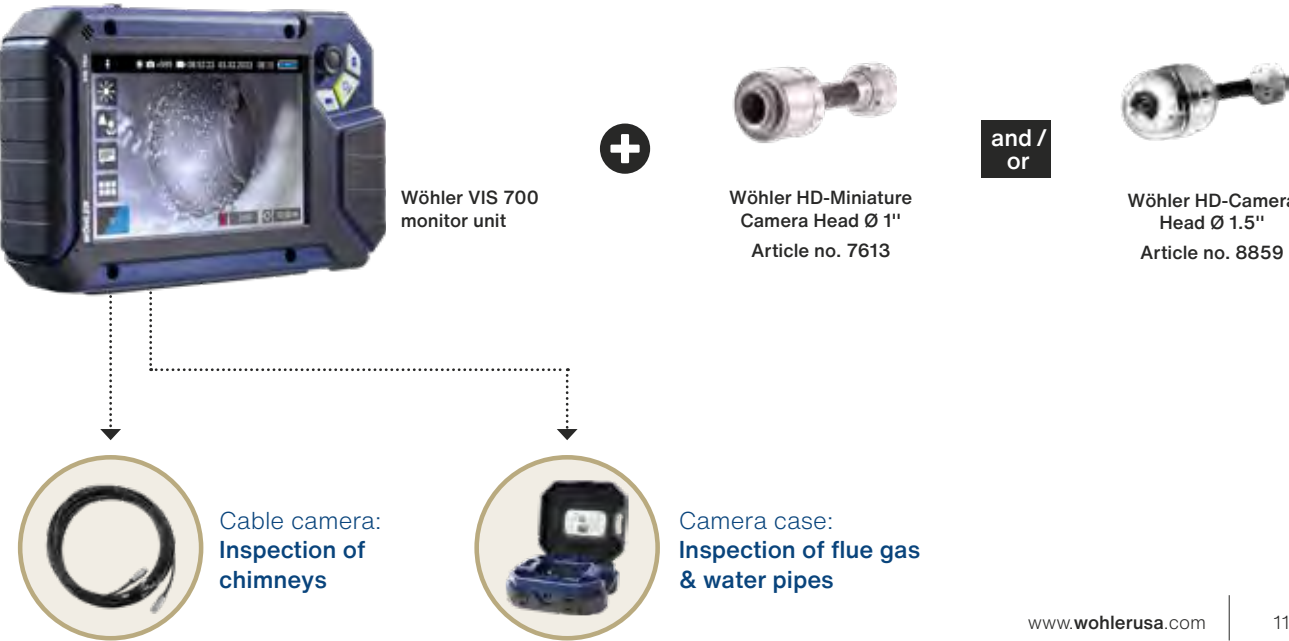
Razor sharp pictures in HD-quality, clear menu and comfortable to hold.



Inspection of flue gas lines from 2": Easily negotiates tight bends of 87°.

## Modular system

One monitor – many applications





	Wöhler VIS 700 HD Inspection Camera	Wöhler VIS 700 PLUS HD Inspection Camera	Wöhler VIS 700 HD Inspection Camera
Property	Push Rod Camera	Push Rod Camera	Cable Camera Chimney Set
Camera head	Ø 1.5"	Ø 1.5" / Ø 1"	Ø 1.5"
Scope of delivery			
Wöhler VIS 700 Monitor with 7" HD TFT-broad band color monitor incl. 6.5' connection cable	•	•	
Wöhler VIS 700 Monitor with 7" HD TFT-broad band color monitor			•
Glare shield	•	•	•
Lithium-ion rechargeable battery	•	•	•
Wöhler HD miniature camera head 1", detachable		•	
Wöhler HD pan- and tiltable camera head 1.5", detachable	•	•	•
SD Card 32 GB	•	•	•
Camera rod 0.34" x 0.22" – 100' long	•	•	
Camera cable 66' with metric marking			•
3 replacement plastic domes	•	•	•
Anti-slide mat	•	•	
USB charger with USB-C cable	•	•	•
Plastic Case	•	•	
Maxi Case			•
Carrying strap			•
Guidance sleeve		•	
Guidance sleeve with protection cage		•	
Camera holder			•
Article no.	7082	7498	7459

• = included

Buy now online!  
wohlerusa.com/Article no.



Accessories  
p. 14 ff.





Wöhler L 200 Locator

Exact Localization of the Camera Head



Application

- Exact localization of the camera head in pipelines, chimneys, floor or ceiling areas etc.
- Acoustic signal for orientation via loudspeaker or headphones
- Crosshairs and signal strength indicate how far away and in which direction the camera head is located
- Quick detection of damaged areas with the camera heads 1" /1.5"

Advantages

- Locating the radio signals of the camera head enables the damage site to be found quickly
- Bright, easy to read color display
- Easy handling thanks to spatial guidance via the display during locating
- Telescopic pole enables the detection of the damaged areas
- Chalk holder enables the direct marking of the damaged areas

Technical data		
Locator Receiver	Display	Graphical display of the camera head position
Output impedance headphones	32 Ohm	
Power supply	Lithium-ion rechargeable battery	
Frequency	8.9 / 9.2 kHz	



Compatible with all current  
Wöhler VIS camera systems!



Buy now online!  
wohlerusa.com/7430



Wöhler L 200 Locator		
Scope of delivery	Wöhler L 200 Locator	
	Telescopic rod	
	Headphones	
	USB power supply with Micro-USB cable	
	Chalk (12 pcs. box, yellow)	
	Plastic Case	
		Article no. 7430

Wöhler VIS Camera Trolley

Optimal guidance of the camera head



Application

Optimal guiding of the camera head:

- In air lines from 6" /0.5' x 0.5'
- In drain channels from 6" /0.5' x 0.5'
- In drawn chimneys from 60" /0.5' x 0.5'

Advantages

- Suitable for:
  - All Wöhler VIS camera heads ( 1" /1.5")
  - Various accessories such as additional lighting, stabilising sleeve and dome protection
- Plastic wheels ensure optimum guidance in round and flat channels
- With the help of the adjustment rail, the camera trolley can be adjusted in three heights and placed backwards or forwards in 3 steps
- Camera head can be mounted on the trolley or suspended underneath it
- Rugged body is made of corrosion and acid resistant stainless steel and is still 1.5 lb light

Wöhler VIS Camera Trolley		
Scope of delivery	Wöhler VIS Camera Trolley	
	Camera head holder	
	Storage bag	
		Article no. 4705

Wöhler VIS Camera Trolley Set		
Scope of delivery	Wöhler VIS Camera Trolley	
	Camera head holder	
	Storage bag	
	Stabilization sleeve for light ring	
		Article no. 4753




Compatible with Wöhler VIS  
2xx / 3xx / 500 / 700 camera systems








Buy now online!  
wohlerusa.com/4705



Data management		Article no.
	<b>Wöhler Video Inspection App</b> Available for both Android and iOS devices! The Wöhler Video Inspection App allows camera control and video streaming on your smartphone / tablet.	free

Accessories HD Inspection Technology		Article no.
	<b>Wöhler HD miniature camera head 1"</b> for Wöhler VIS 750 detachable, digital, color	25470
	<b>Wöhler HD-Camera Head Ø1.5"</b> for Wöhler VIS 750 detachable, digital, color	25463
	<b>Wöhler HD miniature camera head 1"</b> for Wöhler VIS 700 detachable, digital, color, with leather protection bag	7613
	<b>Wöhler HD pan- and tiltable camera head 1.5"</b> for Wöhler VIS 700 detachable, digital, color, with leather protection bag	8859
	<b>Wöhler Light Ring 1" / 1.5" HD</b> for VIS 700 HD camera heads 1" / 1.5" light ring with 18 white LEDs, outer 2.1", detachable	8818
	<b>Charger USB Typ C</b> for Wöhler VIS 700 / VIS 500	11143
	<b>Guidance Set 70</b> for camera head 1" guidance sleeve with protection cage and centering star	3883
	<b>Guidance Set 100</b> for camera head 1.5" protection sleeve with cut-out, roller guide and centering star	4240
	<b>Camera holder</b> for camera head 1.5"	7068
	<b>Plastic Arms 2" x 16" POM</b> for camera holder	21141
	<b>Protection Sleeve</b> for camera head 1.5"	2641
	<b>Guidance Sleeve with protection cage</b> for camera head 1"	3847
	<b>Guidance Sleeve</b> for camera head 1"	3827
	<b>Replacement Polycarbonate Dome</b> for camera head 1.5" 10 pcs.	3675
	<b>Glass Dome</b> for camera head 1.5"	13674
	<b>Camera Roller Guide</b> for camera heads and push rods	3681

Accessories Telescopic Inspection		Article no.
	<b>Centering Brush</b> for Wöhler VIS 700 / 500 for camera heads	3850
	<b>Guidance Ball</b> for camera heads and push rods	3634
	<b>Camera cable</b> for Wöhler VIS 700, incl. metric marking 66'	6305
	<b>Camera cable extension</b> for Wöhler VIS 700, incl. metric marking 33'	11425
	66'	11426
	99'	11427
	<b>Wöhler Telescopic Pole</b> with flexible 1' gooseneck, for Wöhler VIS 700 Length of telescopic pole 3 to 5' plus gooseneck	7670
	Length of telescopic pole 3 to 11' plus gooseneck	7659

Buy now online!  
[wohlerusa.com/Article no.](https://www.wohlerusa.com/Article.no.)





# Wöhler VIS 500 Inspection Camera

## Overview of functions

### High Image and Video Quality

High resolution images allow a view of every detail.

### Flexible Operation

There are two ways to attach the monitor to the case holder - it automatically rotates the image by 180°. It's really easy to operate with just a few buttons. You can swivel and rotate the monitor, and it can be detached from the case up to 6.5' away.

### Position, Angle and Digital Meter Display

The camera head's position inside the tube is shown directly. The length of the camera rod as it uncoils is electronically recorded and displayed in the image.

### Voice Comments

Voice commentary can be added via headset during video recording.

### Easy to clean and a lot of Space for Accessories

The easy-to-open bottom shell makes the case and removable basket with rod easy to clean. The double-walled hard case also protects the camera head and the monitor.

### Anti-Glare Protection

The glare shield can be stored in the case lid and plugged directly onto the monitor when needed.

### Wireless Operation & Video Streaming via App

Comfortable remote operation of the camera head including live video transmission – simply from your smartphone or tablet.

### Powerful Lithium-ion Rechargeable Battery

With an operating battery life of 6 hours – high speed charging via the latest USB standard (USB-C connection).

### Internal Memory & USB Stick

Documentation can be saved either in the internal memory of the camera or on a USB flash drive. This is particularly convenient for providing the customer with immediate access to the documentation while on site.

### Pan- and Tilttable Camera Head 1.5", detachable

Pans through 360° and tilts 180° from left to right. Precisely adjustable depth of focus.

### Stable Camera Rod

The flexible and durable 100' push rod can easily master several bends.



# Wöhler VIS 500 Inspection Camera

Visual Inspection of Drain Pipes / Ventilation Lines / Exhaust Pipes



- Application**
- Damage analysis, non-destructive inspection and documentation of:
    - 87° bends
    - Sewer pipes from Ø 1.5"
    - House connections up to Ø 8"
    - Air pipes and ducts
    - Intermediate ceilings, cavities, shafts
    - Industrial machines / plants
- Advantages**
- The universal camera for your applications: Interchangeable camera head, sound and voice recording via headset and different rod lengths
  - Waterproof rotatable and pan and tilt camera head Ø 1.5" for an all-round view
  - Easy operating and reporting with the Wöhler Video Inspection App
  - Bright illumination with camera LEDs and optional additional lighting
  - Easy to use with an interface consistent across the Wöhler VIS series

Technical data		
Monitor	TFT display	7" / 16:9 Format
	Resolution	1,024 x 600 px
	Connection cable	6.5'
	Power supply	USB-C 5 V / 3 A 3.7 V / 11.4 Ah Lithium-Ionen Akku
	Operating time	6 h
Camera rod	Length	65' / 100' electr. meter counting



Buy now online!  
wohlerusa.com/P\_18810



**Wöhler Inspection App**  
The monitor image can be sent to mobile devices via WiFi and further processed using the app.

Product selection  
p. 22 – 23



Accessories  
p. 32 ff.



The Wöhler VIS 500 precisely locates radio waves transmitted by the camera head through concrete and asphalt to save a lot of time and further building damage.



The 100' push rod and the pan- and tiltable camera head 1.5" make sure nothing in the house supply line remains hidden from your view.



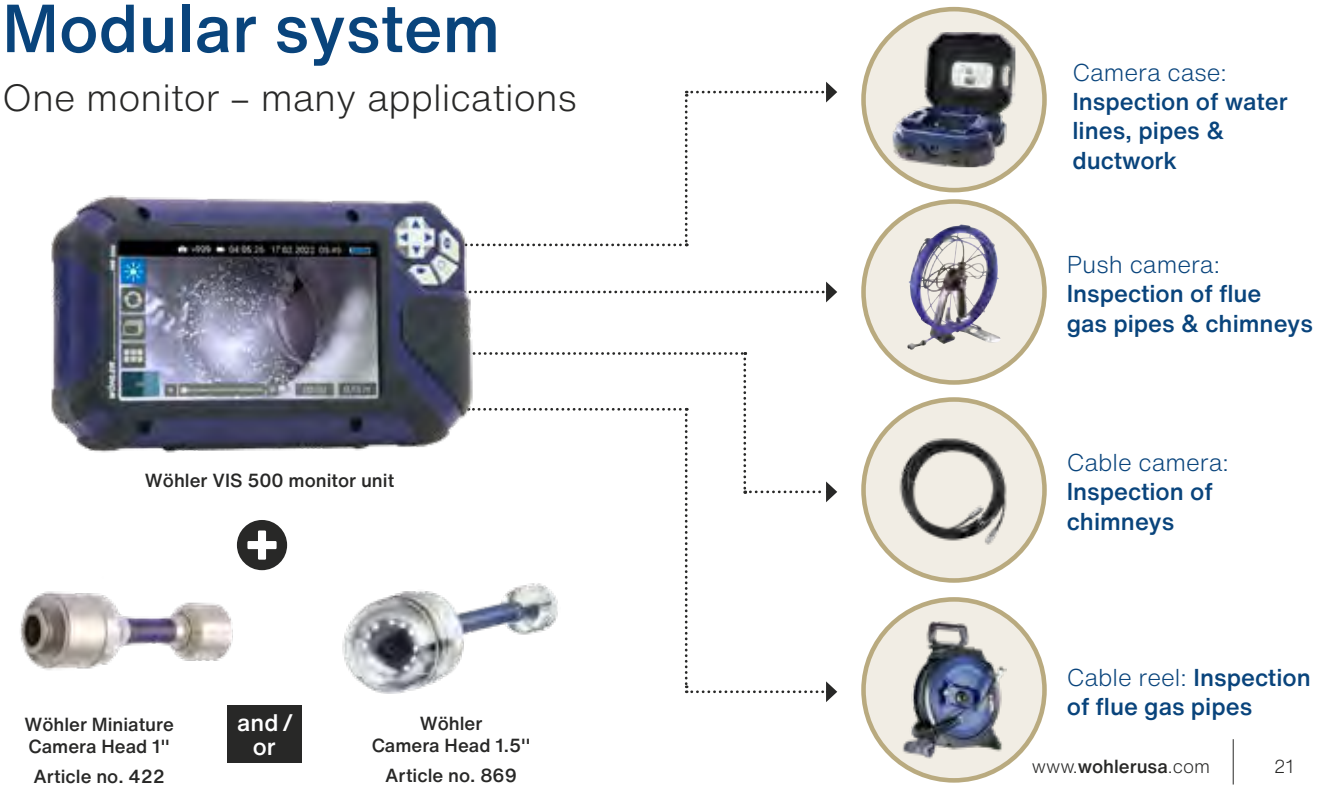
The Wöhler VIS 500 is versatile so it fits optimal to your daily work: Whether it is with a cable reel, in a case or as a push camera, you can get your job done.




The Wöhler Video Inspection App allows you to utilize your smartphone as a secondary screen. Through WiFi, the camera sends all image and video data to the device, enabling your colleagues or customers to view the entire inspection remotely.

## Modular system

One monitor – many applications





					
	Wöhler VIS 500 Inspection Camera	Wöhler VIS 500 PLUS US	Wöhler VIS 500 PLUS US Inspection Camera	Wöhler VIS 500 Cable Camera	Wöhler VIS 500 Chimney Camera
Property	Suitcase camera	Suitcase camera	Suitcase camera	Cable camera	Chimney Camera
Camera head	Ø 1.5"	Ø 1.5" / Ø 1"	Ø 1.5" / Ø 1"	Ø 1.5"	Ø 1"
Scope of delivery					
Wöhler VIS 500 monitor unit	•	•	•	•	•
TFT widescreen color monitor and 6.5' connection cable (monitor removable)	•	•	•	•	•
Glare protection	•	•	•	•	•
Lithium-ion battery 6 h standby time	•	•	•	•	•
USB mains charger with USB-C cable	•	•	•	•	•
Wöhler miniature camera head Ø 1"		•	•		
Wöhler pan and tilt camera head Ø 1.5", detachable	•	•	•	•	•
Data storage: Internal memory 4 GB expandable with USB stick	•	•	•	•	•
Camera rod Ø 0.25" / 100'	•	•	•		
Camera cable 65' on a cable reel					•
Camera cable 100'				•	
Camera Holder					•
Replacement plastic domes (3 pcs.)	•	•	•	•	
Guidance Sleeve		•	•		
Guidance Ball		•	•		
Double-sided suitcase	•	•	•		
Transport case				•	•
Carrying strap system				•	
Wöhler Locator L 200			•		
Article no.	11507	11303	11304	11305	12143

• = included

Buy now online!  
wohlerusa.com/Article no.



Accessories  
p. 32 ff.



# Wöhler VIS 350 Inspection Camera

Visual Inspection of Drain Pipes / Ventilation Lines / Exhaust Pipes



- Application**
- Locate, analyze damage and inspect:
- Waste water lines of 2.5" and larger
  - House connections up to 8"
  - Flue gas systems of 2" and larger
  - Ventilation lines of ventilation systems
  - False ceilings, hollow spaces, shafts
- Advantages**
- Waterproof rotatable and tiltable camera head 1.5"
  - Waterproof camera head 1" (optional)
  - Electronic distance counter and integrated transmitter for the localization of damaged areas
  - Position and angle of the camera head in the display
  - Large variety of applications due to quickly exchangeable camera heads

Technical data			
Monitor	TFT display	7" / 16:9 format	
	Video-Out	RCA signal	
	Power Supply	Space for 2 rechargeable batteries or via power supply unit	
Wöhler pan- and tiltable camera head 1.5", detachable	Battery operating time	4 h (battery status in display)	
	Viewing angle	130°	
	Resolution	768 x 576 px	
	Protection	waterproof to IP 67	
	Dimensions	1.5" dia. x 2.4"	
Wöhler miniature camera head 1", detachable	Transmission Frequency Locator	512 Hz / 8.9 kHz / 9.2 kHz	
	Viewing angle	145°	
	Resolution	768 x 576 px	
	Protection	waterproof to IP 68	
	Dimensions	1" dia. x 1.5"	
Push rod	Length	100'	
	Diameter	0.26"	
Distance Measurement	Electronic distance counter		



The 100' push rod and the pan- and tiltable camera head 1.5" make sure nothing in the house supply line remains hidden from your view.



Thanks to the excellent lighting system of the detachable, color camera head, the camera supplies razor sharp images of even the darkest corners of the section under inspection.







The 360° pan and 180° tiltable color camera head easily negotiates 87° bends.



The Wöhler VIS 350 precisely locates radio waves transmitted by the camera head through concrete and asphalt to save a lot of time and further building damage.

Buy now online!  
wohlerusa.com/P\_107



				
	Wöhler VIS 350 Inspection Camera	Wöhler VIS 350 Inspection Camera	Wöhler VIS 350 PLUS Inspection Camera	Wöhler VIS 350 PLUS Inspection Camera
Property	Suitcase camera	Suitcase camera	Suitcase camera	Suitcase camera
Camera head	Ø 1.5"	Ø 1.5"	Ø 1.5"	Ø 1.5" / Ø 1"
Scope of delivery				
Wöhler VIS 350 Inspection Camera with digital distance counter	•	•	•	•
Plastic Case	•	•	•	•
Wöhler pan- and tiltable camera head 1.5", fixed	•			
Wöhler miniature camera head 1", detachable			•	•
Wöhler pan- and tiltable camera head 1.5", detachable		•	•	•
SD Card 4 GB and Mini-USB cable	•	•	•	•
7" TFT color monitor with 6.5' connection cable (removable monitor)	•	•	•	•
100' push rod 0.26"	•	•	•	•
5 plastic domes	•	•	•	•
Anti-slide mat	•	•	•	•
2 NiMH batteries with charger	•	•	•	•
Wöhler L 200 Locator				•
Article no.	7354	6352	8927	8931

Buy now online!  
wohlerusa.com/Article no.




Accessories  
p. 32 ff.



# Wöhler VIS 200 / 250 Inspection Camera


Visual Inspection of Drain Pipes / Ventilation Lines / Exhaust Pipes



- Application**
- Analyze damage and inspect:
- Waste water pipes of 1.5" and larger
  - Ventilation lines of 1.5" and larger
  - Inspect hollow spaces, e.g. in front-wall installations
  - Flue gas lines up to approx. 6"

- Advantages**
- Waterproof, light-sensitive camera head with a diameter of just 1" easily takes several bends
  - Distance counter displayed on monitor
  - Fully equipped mobile solution in a robust, plastic case
  - Bright TFT color monitor for razor-sharp images
  - Tilttable and removable monitor
  - Integrated video output for documentation purposes
  - Data exchange via Mini-USB cable

Technical data		
Monitor	TFT display	7" / 16:9 format
	Video-Out	RCA signal
	Power Supply	Space for 2 rechargeable batteries or via power supply unit
Wöhler miniature camera head 1", detachable	Battery operating time	2 h (battery status in display)
	Viewing angle	145°
	Resolution	768 x 576 px
	Protection	waterproof to IP 68
	Dimensions	1" dia. x 1.5"
Transmission Frequency Locator	512 Hz	8.9 kHz / 9.2 Hz
	Push rod	
Distance measurement	Length	100'
	Diameter	0.26"
Distance measurement	Electronic distance counter	



The robust color camera head is waterproof to IP 68 rating. With a diameter of just 1" it easily negotiates bends in pipes of 1.5" and larger.



The actual distance count and the position of the head are displayed in the monitor. The Wöhler L 200 Locator makes it possible to locate the camera head.



The Wöhler VIS 200 series camera is a valuable tool in a wide range of applications including the analysis of flue gas installations.







Wöhler's camera system is both compact and safely stored in a plastic case for transport and mobility.



Buy now online!  
[wohlerusa.com/P\\_86](http://wohlerusa.com/P_86)





				
	Wöhler VIS 200 Inspection Camera	Wöhler VIS 200 Inspection Camera	Wöhler VIS 250 Inspection Camera	Wöhler VIS 250 Inspection Camera
Property	Suitcase camera	Suitcase camera	Suitcase camera	Suitcase camera
Camera head	Ø 1"	Ø 1"	Ø 1"	Ø 1"
Scope of delivery				
Wöhler VIS 200 Inspection Camera with electronic distance counter	•	•		
Wöhler VIS 250 Inspection Camera with electronic distance counter			•	•
Plastic Case	•	•	•	•
Anti-slide mat	•	•	•	•
Wöhler miniature camera head 1", fixed	•	•	•	•
7" TFT color monitor with 6.5' connection cable (removable monitor)	•	•	•	•
100' push rod 0.26"	•	•	•	•
1 NiMH battery with charger	•	•	•	•
Guidance sleeve	•	•	•	•
Guidance ball	•	•	•	•
Wöhler L 200 Locator		•		
SD Card 4 GB and Mini-USB cable			•	•
Article no.	6261	8937	6253	8932

Buy now online!  
wohlerusa.com/Article no.



Accessories  
p.32 ff.



Wöhler L 200 Locator

Exact Localization of the Camera Head



Application

- Exact localization of the camera head in pipelines, chimneys, floor or ceiling areas etc.
- Acoustic signal for orientation via loudspeaker or headphones
- Crosshairs and signal strength indicate how far away and in which direction the camera head is located
- Quick detection of damaged areas with the camera heads 1" /1.5"

Advantages

- Locating the radio signals of the camera head enables the damage site to be found quickly
- Bright, easy to read color display
- Easy handling thanks to spatial guidance via the display during locating
- Telescopic pole enables the detection of the damaged areas
- Chalk holder enables the direct marking of the damaged areas

Technical data		
Locator Receiver	Display	Graphical display of the camera head position
Output impedance headphones	32 Ohm	
Power supply	Lithium-ion rechargeable battery	
Frequency	8.9 / 9.2 kHz	

Wöhler L 200 Locator		
Scope of delivery	Wöhler L 200 Locator	
	Telescopic rod	
	Headphones	
	USB power supply with Micro-USB cable	
	Chalk (12 pcs. box, yellow)	
	Plastic Case	
		Article no. 7430

Wöhler VIS Camera Trolley

Optimal guidance of the camera head



Application

- Optimal guiding of the camera head:
- In ventilation lines from 6" /0.5' x 0.5'
  - In drain pipes from 6" /0.5' x 0.5'
  - In drawn chimneys from 60" /0.5' x 0.5'

Advantages

- Suitable for:
  - All Wöhler VIS camera heads (1" /1.5")
  - Various accessories such as additional lighting, stabilising sleeve and dome protection
- Plastic wheels ensure optimum guidance in round and flat lines
- With the help of the adjustment rail, the camera trolley can be adjusted in three heights and placed backwards or forwards in 3 steps
- Camera head can be mounted on the trolley or suspended underneath it
- Rugged body is made of corrosion and acid resistant stainless steel and is still 1.5 lb light

Wöhler VIS Camera Trolley		
Scope of delivery	Wöhler VIS Camera Trolley	
	Camera head holder	
	Storage bag	
		Article no. 4705

Wöhler VIS Camera Trolley Set		
Scope of delivery	Wöhler VIS Camera Trolley	
	Camera head holder	
	Storage bag	
	Stabilization sleeve for light ring	
		Article no. 4753



Compatible with Wöhler VIS  
2xx / 3xx / 500 / 700 camera systems

Buy now online!  
wohlerusa.com/4705














Compatible with all current  
Wöhler VIS camera systems!











Buy now online!  
wohlerusa.com/7430





Accessories Inspection Technology		Article no.
	<b>Wöhler 1" Camera Head V2</b> NTSC, detachable/VIS 500	422
	<b>Wöhler Camera Head</b> 1 1/2" dia, V2 NTSC, detachable/ VIS 500	869
	<b>Wöhler Light Ring 1" /1.5"</b> for camera heads 1" /1.5" light ring with 18 white LEDs, outer 2.1", detachable	8894
	<b>Battery</b> for Wöhler VIS 2xx / 3xx 12 V NiMH 2600 mAh, operation time: 120 min, warranty: 1 year	4715
	<b>Power Supply</b> for Wöhler VIS 2xx / 3xx 18 V, 1.5 A, 100 – 240 V, 50 Hz, charge time 3 hours, for all countries	4798
	<b>Car Charger</b> for Wöhler VIS 2xx / 3xx 18 V	3169
	<b>Guidance Sleeve with protection cage</b> for camera head 1"	3847
	<b>Guidance Sleeve</b> for camera head 1"	3827
	<b>Protection Sleeve with cutout</b> for camera head 1.5"	2641
	<b>Glass Dome</b> for camera head 1.5"	3674
	<b>Replacement Polycarbonate Dome</b> for camera head 1.5" 10 pcs.	3675

Accessories Inspection Technology		Article no.
	<b>Camera Roller Guide</b> for camera heads and push rods	3681
	<b>Clip (blue)</b> for Plastic Case	53690
	<b>Guidance Ball</b> for camera heads and push rods	3634
	<b>Camera Holder</b> faces down	3720
	<b>Guidance Set 100</b> for camera head 1.5" Scope of delivery: protection sleeve with cut-out, roller guide and centering star	4240
	<b>Centering Brush</b> for camera heads	3850
	<b>Plastic Case MAXI</b> for Wöhler VIS 2xx / 3xx with compartment covers	7598

Accessories Telescopic Inspection		Article no.
	<b>Wöhler Telescopic Pole</b> with flexible 1' gooseneck	
	Length of telescopic pole 3 to 5' plus gooseneck	7005
	Length of telescopic pole 3 to 11' plus gooseneck	7024



# Wöhler Chimney Mirror

Exhaust Gas Routing Check



**Application**

Inspection of:

- Objects hard to reach
- Chimneys

**Advantages**

- Robust metal mirror
- Polished and high-gloss chrome-plated, good optical quality
- Tilttable mirror on handle
- Screwable telescopic handle extendable from 1' to 1.8'



Buy now online!  
wohlerusa.com/P\_11



**Wöhler Chimney Mirror**

Scope of delivery	High gloss chrome-plated metal mirror 3" x 4"
	Imitation leather cover
	Telescopic handle extendable up to 21"
Article no. 1748	

# Wöhler Glas Mirror

Exhaust Gas Routing Check



**Application**

Inspection of:

- Objects hard to reach
- Chimneys
- Buildings

**Advantages**

- Glass mirrors with high optical quality
- Mirrors can be rotated and tilted
- Protected by aluminium frame
- Practical telescopic handle – easy to pull out from 0.7' to 3.2'



Buy now online!  
wohlerusa.com/P\_22






**Wöhler Glas Mirror large with telescopic handle**

Scope of delivery	Glass mirror 3" x 6"
	Imitation leather cover
	Telescopic handle extendable up to 3.2'
	Ball joint (pan and tilt)
	Aluminium edge protection
Article no. 8087	



Product Overview

Applications		 Wöhler VE 500 HD Video Endoscope	 Wöhler VE 400 HD Video Endoscope	 Wöhler VE 220 HD Video Endoscope
Dry environments e.g. Flue Gas Systems	Ø 3" or larger			
	Ø 2" or larger	•	•	•
	Ø 1.5" or larger	•	•	•
	Ø 0.24"...1.5"	•	•	•
Wet environments e.g. Waste Water Pipes	Ø 2.75" or larger			
	Ø 1.5"...2.75"	•	•	•
	Ø 1.5" or larger	•	•	•
Twin walls, cavities, ducts		•	•	•
Operation features				
Camera heads		0.15" / 0.22" / 0.99"	0.15" / 0.22" / 0.99"	0.15" / 0.22" / 0.33" / 0.99"
Focus	electronically adjustable focus range			
Quick Keys	Photo, Video and Focus			
Live image transmission via Wireless LAN				•
Documentation	damage descriptions via touch screen and recording of voice recording			
DM = digital distance counter (resolution > 1")				
MC = cable with length marking				
Locating the camera head with Wöhler L 200 Locator				
Centering of the pan- and tiltable camera head (home function)				
SD and USB storage				
Video memory		Micro-SD Card 32 GB	Micro-SD Card 32 GB	device dependent

• = included

Buy now online!  
wohlerusa.com/Article no.



Accessories  
p. 41 – 44



Wöhler VE 500 HD Video Endoscope

HD Inspection of Inaccessible Cavities



Buy now online!  
wohlerusa.com/P\_199

Application

- HD inspection:
- Inaccessible cavities through smallest openings from 0.16" (e.g. tile cross)
  - Pre-wall installations, sinks, drain pipes
  - Fireplaces, combustion chambers, connectors
  - Inspection openings and fire dampers

Advantages

- Large 5" HD color monitor
- HD Videoscope Waterproof Probes
- Image rotation
- Image and video recording on Micro-SD Card
- Additional lamp on the unit with 4 LEDs to illuminate the inspection area
- 0.15" probe for smallest inspection openings
- Switchable 0° /90° straight line /side view probe 0.22"
- Probe length up to 10' (see accessories)

Technical data		
Monitor	Display	57"
	Resolution	1,920 x 1080 px
	Interfaces	Micro-USB-Data-/charging connection Micro-SD Card slot, WiFi
HD Probe camerahead	Protection	IP 67
File formats	Image format	JPG
	Video format	MP4
Power supply	3,500 mAh Lithium-ion rechargeable battery	
Operating time	4 h	

Wöhler VE 500 HD Borescope			
Scope of delivery	Wöhler VE 500 HD borescope with WiFi function and USB C		
	HD video endoscope 2-camera probe Ø 0.21" / 3' / 90°		
	Li-Ion battery with 6h operating time		
	Micro SD card 32 GB		
	USB charger		
	Connection cable 5'		
	Carrying case		
	Article no.	11390	

Accessories Probes IP 67		Article no.
	<b>HD-Video-Endoscope-Probe</b> Ø 0.15" / 3'	6929
	<b>HD-Video-Endoscope-Probe</b> Ø 1" / 10'for Wöhler VE series. For use in waste water / exhaust pipes from Ø 1.5".	6911
	<b>HD-Video-Endoscope-Probe 0° / 90°</b> Ø 0.22" / 3' / with 0° / 90° view Two cameras with viewing angles of 90° (focus length 0.8"-1.9") and 0° (focus length 1.2"-3.1") as well as a preset focus range (78°) per camera lens.	11415
	<b>HD-Video-Endoscope-Probe (2 Cameras)</b> Ø 0.33" / 10' / 90° for Wöhler VE 500 Two cameras with viewing angles of 90° (focus length 0.8"-1.9") and 0° (focus length 1.2"-3.1") as well as a preset focus range (78°) per camera lens.	11416
	<b>HD-Video-Endoscope-Probe (3 Cameras)</b> Ø 0.98" / 16' / 180 ° with roller guide 2 x 90° with roller guide Three cameras with viewing angles of 90° (focus length 0.6"-1.2"), 0° and -90° (focus length 1.2"-3.9") as well as a preset focus range (78°) per camera lens with roller guide. Incl. Large Protective Bag Video-Endoscopes	11419
	<b>HD-Video-Endoscope-Probe (3 Cameras)</b> Ø 0.98" / 33' / 180 ° Three cameras with viewing angles of 90° (focus length 0.6"-1.2"), 0° and -90° (focus length 1.2"-3.9") as well as a preset focus range (78°) per camera lens with roller guide. Incl. Large Protective Bag Video-Endoscopes	11418
	<b>HD-Video-Endoscope-Probe (3 Cameras)</b> Ø 0.31" / 33' / 180° Three cameras with viewing angles of 90° (focus length 0.6"-1.2"), 0° and -90° (focus length 1.2"-3.9") as well as a preset focus range (78°) per camera lens. Incl. Large Protective Bag Video-Endoscopes	11417
	<b>HD-Video-Endoscope-Probe, swiveling</b> Ø 0.24" / 5' / 180°	11321
<b>Video-Endoscope connection cable</b>		6931
<b>Protection Bag</b>		6914
<b>Magnetic holder</b> for securely attaching the HD video endoscope to magnetic surfaces.		6986



Wöhler VE 400 HD Video Endoscope

HD Inspection of Inaccessible Cavities



Application

HD inspection:

- Inaccessible cavities through smallest openings from 0.16" (e.g. tile cross)
- Pre-wall installations, sinks, drain pipes
- Fireplaces, combustion chambers, connectors
- Inspection openings and fire dampers

Advantages

- Large 5" HD color monitor
- HD Videoscope Waterproof Probes
- Image rotation
- Image and video recording on Micro-SD Card
- Additional lamp on the unit with 4 LEDs to illuminate the inspection area
- 0.15" probe for smallest inspection openings
- Switchable 0° /90° straight line /side view probe 0.22"
- Probe length up to 10' (see accessories)

Technical data		
Monitor	Display	5"
	Resolution	1,280 x 720 px
	Interfaces	Micro-USB-Data-/charging connection Micro-SD Card slot
HD Probe camerahead	Protection	Waterproof to IP 67
File formats	Image format	JPG
	Video format	MP4
Power supply	3,500 mAh Lithium-ion rechargeable battery	
Operating time	4 h	

Wöhler VE 400 HD Video Endoscope		
Scope of delivery	Wöhler VE 400 HD Video Endoscope	
	HD Probe 0.22" /3' with 0° /90° view	
	Lithium-Ion battery	
	Micro-SD Card 32 GB	
	Micro-USB charger	
	Video endoscope connection cable 5'	
	Plastic Case	
Article no.		6920

Buy now online!  
wohlerusa.com/6920



Wöhler VE 220 HD Video Endoscope

HD Inspection of Inaccessible Cavities



Application

HD inspection:

- Inaccessible cavities through smallest openings from 0.16" (e.g. tile cross)
- Pre-wall installations, sinks, drain pipes
- Fireplaces, combustion chambers, connectors
- Inspection openings and fire dampers

Advantages







- Transmission of image and video data via Wireless LAN to Smartphone, laptop, tablet, PC
- Can be used simultaneously on several devices
- Direct forwarding of pictures and videos via "Share function" of the smartphone/tablet
- Image and video recording
- Switchable hand lamp
- Compatible with Android/iOS
- Probe length up to 10' (see accessories)

Technical data		
Signal transmission	Wireless LAN	IEEE 802.11 b/g/n
	Network Standard	
	Data trans- mission rate wireless card with 802.11 a/b/g/n	up to 150 Mbit/s
HD Probe camerahead	Protection	Waterproof to IP 67
File formats	Image format	JPG
	Video format	AVI
Power supply	4 AA batteries	

Wöhler VE 220 HD Video Endoscope		
Scope of delivery	Wöhler VE 200 HD Video Endoscope	
	HD Probe 0.33" /4'	
	Side tip mirror	
	Magnet	
	Hook tool	
	Batteries	
	Plastic Case	
Article no.		12132


Buy now online!  
wohlerusa.com/12132



Accessories HD Endoscopy	Article no.
 <b>HD Probe</b> 0.15" / 3'	6929
 <b>HD Probe</b> 1" / 10' for waste water / exhaust pipes from 1.5", with roller guide	6911
 <b>HD Probe</b> 0.22" / 3' with 0° / 90° view	6928
 <b>HD Probe</b> 0.22" / 10' with 0° / 90° view	6912
 <b>Video-Endoscope connection cable</b> for Wöhler VE 400 flexible extension cable between HD Video Endoscopes and probes	6931
 <b>Protection Bag</b> for Wöhler VE 200 / 400 and probes	6914

WÖHLER

SOME THINGS YOU'VE  
NEVER SEEN. UNTIL NOW.



Nobody knows what you will find behind some walls of this world. But with Wöhler, you can be sure to see it clearly!

wohlerusa.com/  
endoscopes

Made in Germany





# Wöhler SI 400 Smart Inspection Camera

Quick Inspection with HD Quality of Flue Gas Pipes, Air Ducts and Chimneys



Application

- Small, handy camera for quick use
- Convenient accessories for effortless visual inspection
- Image and video material can be conveniently sent to the customer or the office from the Wöhler Smart Inspection App

Advantages

- **Great value, high image quality:** The Wöhler SI 400 Smart Inspection Camera impresses with a clear HD image at a particularly attractive price
- **Convenient for your daily tasks:** Your mobile phone and viper are by your side throughout your working day
- **Compact design:** The Wöhler SI 400 Smart Inspection Camera fits easily into any toolbox

Wöhler SI 400 Smart Inspection Camera Basic Set		
Scope of delivery	Wöhler SI 400 Smart Inspection Camera	
	Li-Ion battery	
	Bag	
	Guidance Ball	
	Protection Sleeve	
	32 GB Memory Card	
	Adapter M5-M10	
		Article no. 12403

Wöhler SI 400 Smart Inspection Camera Professional Set		
Scope of delivery	Wöhler SI 400 Smart Inspection Camera	
	Bag	
	Guidance Ball	
	Protection Sleeve	
	32 GB Memory Card	
	VIS Centering Brush	
	Thread Adapter	
		Article no. 12401

Wöhler SI 400 Smart Inspection Camera Professional Set		
Scope of delivery	Wöhler SI 400 Smart Inspection Camera	
	Li-Ion Battery	
	Carrying Case with Belt Clip	
	Guidance Ball	
	Protection Sleeve	
	32 GB Memory Card	
	Centering Star	
	M5-M10 Thread Adapter	
	H 420 Viper M with 50' Rod and Digital Distance Counter	
		Article no. 12404

Technical data	
Connection	M5 thread compatible with all Wöhler Vipers with M5 or M10 thread (with adapter)
Image transmission	Via the device's internal WiFi in the Wöhler Smart Inspection App
Image display	On a mobile device
WiFi connection	Up to 19.6' (recording is guaranteed even if the WiFi connection is interrupted)
Light source	8 LEDs in 3 brightness levels
Image quality	HD
Storage option	32 GB Mini SD card or on mobile device
Degree of protection	Waterproof IP 67



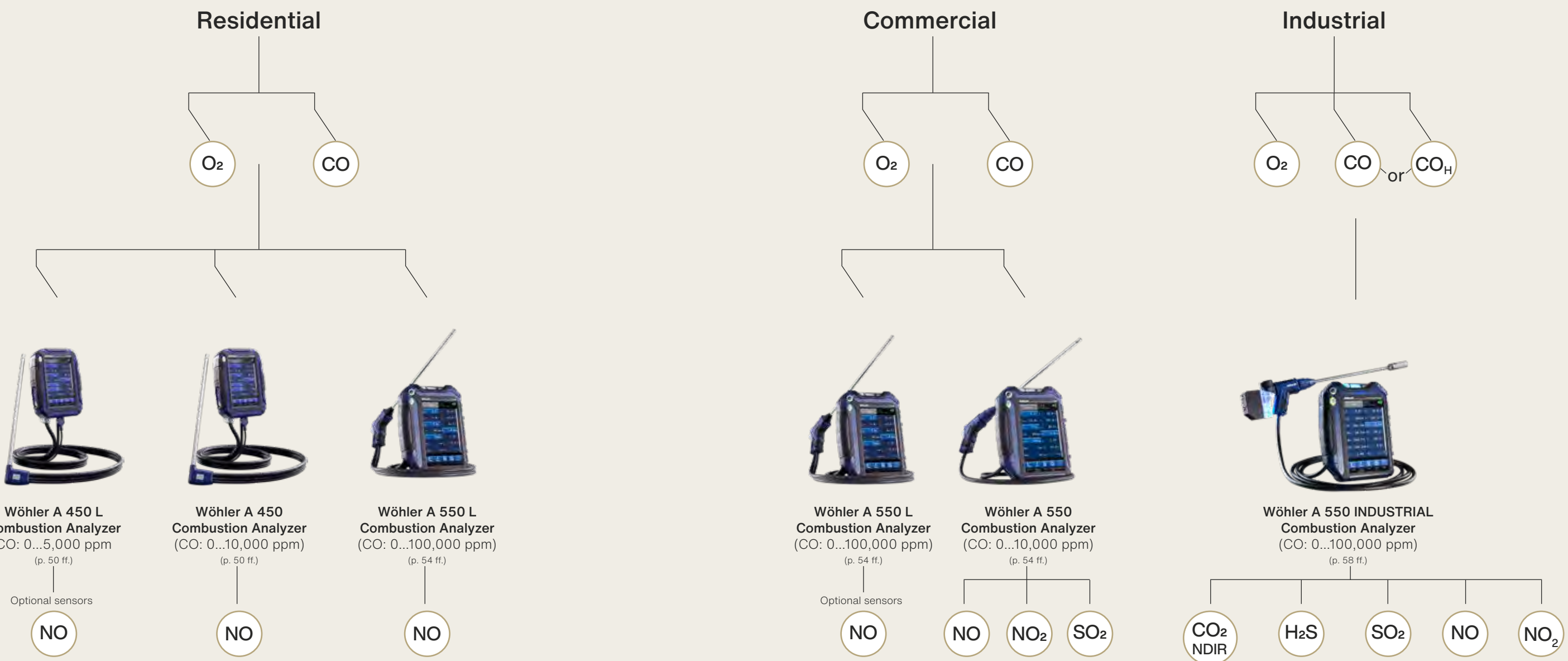
Buy now online!  
wohlerusa.com/P\_200



Buy now online!  
wohlerusa.com/Article no.



# Find the right combustion analyzer for your applications





# Wöhler A 450 / 450 L Combustion Analyzer

Maintenance Work / Adjustment Work / Emission Measurement



- Application**
- Residential combustion analysis
  - Service and maintenance tasks
  - Determine flue gas loss and burner tuning
  - Emission control measurements
  - NO measurement (optional)
  - Differential pressure / gas pressure measurement

- Advantages**
- Switch on – read off – done
  - Rugged and compact analyzer that offers all measurement and tuning functions
  - High-resolution 5" color touchscreen: 14 measured values available at a glance
  - Future-proof network connectivity with Wireless LAN
  - Wöhler Flue Gas Analysis App included

Warranty: 24 months; excludes thermocouples, rechargeable battery and optional NO-Sensor. For more information see our Terms and Conditions.

Technical data	
Display	5" Color touchscreen
Sensors	up to 3
	O <sub>2</sub> 0...21 %
	CO 0...5,000 ppm
	0...10,000 ppm
	NO 0...3,000 ppm
Power supply	Lithium-ion battery 6 h service life
Weight	1.4 lbs
Sensor protection	4 Filter technology with filter monitoring



All measured values available at a glance with high-resolution display.



Wöhler Flue Gas Analysis App: Displaying the measured data on a mobile device.



Printout of the measured data on site.



The tuning guide offers an advanced guidance to properly adjust the burner.



Easy access to condensate trap and filters.



Buy now online!  
wohlerusa.com/P\_16420



**Flue Gas Analysis App**

Do you prefer to do everything with your smartphone or tablet? Then the Flue Gas Analysis App is exactly the right choice for your measuring and adjustment work. No matter if you are using an Android or iOS device.

- ▶ Remote control of measured values in hard to reach measurement locations
- ▶ Direct connection via WiFi to the Smart Device and future-proof internet compatibility
- ▶ Sending the measurement protocol from smartphone / tablet via e-mail and messenger services possible



Product Overview

Scope of delivery

Wöhler A 450 L Combustion Analyzer
Wöhler A 450 Combustion Analyzer
CO-Sensor 5,000 ppm
CO-Sensor 10,000 ppm
Lithium-ion battery
USB-Charger with Micro-USB cable
Wireless LAN, USB and IR interfaces
Flue Gas Probe 1' with 5' hose assembly
Combustion Air Temperature Probe 1' with 6' hose assembly
Cotton Filter (25 pcs.)
Stainless Steel Cone
PTFE Cone
Differential Pressure Measuring Hose 3'
Wöhler TD 100 Thermal Fast Printer
Thermal Paper
Wöhler RP 72 smoke test pump
Plastic Case MIDI
Plastic Case MAXI

Article no.

● = included



Wöhler A 450 L  
Combustion Analyzer  
Basic Set



Wöhler A 450 L  
Combustion Analyzer  
Advanced Set



Wöhler A 450  
Combustion Analyzer  
Basic Set



Wöhler A 450  
Combustion Analyzer  
Advanced Set



Wöhler A 450  
Combustion Analyzer  
Professional Set

Wöhler A 450 L Combustion Analyzer Basic Set	Wöhler A 450 L Combustion Analyzer Advanced Set	Wöhler A 450 Combustion Analyzer Basic Set	Wöhler A 450 Combustion Analyzer Advanced Set	Wöhler A 450 Combustion Analyzer Professional Set
●	●			
		●	●	●
●	●			
		●	●	●
●	●	●	●	●
●	●	●	●	●
●	●	●	●	●
●	●	●	●	●
			●	●
●		●	●	●
●	●		●	●
			●	●
●	●		●	●
				●
●				
	●	●	●	●
8174	8177	8387	8389	8390

Buy now online!  
wohlerusa.com/Article no.



Accessories  
p.63 ff.





# Wöhler A 550 / 550 L Combustion Analyzer

Maintenance Work / Adjustment Work / Emission Measurement



### Application

- Burner adjustment and determination of combustion loss
- Residential and commercial applications
- Burner maintenance

### Advantages

- 7" color touchscreen as intuitive to use as a smartphone
- 48 month warranty on the analyzer and sensor
- Including wood moisture measurement and spillage test
- Probe and hose assembly with start / stop function (Wöhler A 550 only) for remote analyzer operation
- Multiple communication capabilities including smartphones and tablets
- Wöhler Flue Gas Analysis App included

Warranty: O<sub>2</sub>- / CO-Sensor 4,000 ppm 48 months; excludes thermocouples, rechargeable battery and optional NO-Sensor. For more information see our Terms and Conditions.

### Technical data

Display	7" Color touchscreen	
Sensors	up to 5	
	O <sub>2</sub>	0...21 %
	CO	0...10,000 ppm
		0...100,000 ppm
	NO	0...3,000 ppm
Power supply	NO <sub>2</sub>	0...1,000 ppm
	Lithium-ion battery 12 h service life	
	2.8 lbs	
Weight	5 Filter technology with filter monitoring	
Security		



Printing out the results on the spot with the Wöhler TD 100 Thermal Fast Printer.



The Wöhler A 550 Combustion Analyzer with protective hinged lid.



All results of measurement at a glance. Simple to use menu navigation: Switch on – read off – done.



Optional probe available for wood moisture measurement.



The bright blue condensate trap is able to be serviced quickly and easily.



Analysis, temperature and draft – 3 functions in a single hose: Simply plug them together and fold down the protective lid.

Buy now online!  
[wohlerusa.com/P\\_12710](http://wohlerusa.com/P_12710)



Product Overview

Scope of delivery

Wöhler A 550 L Combustion Analyzer	•			
Wöhler A 550 Combustion Analyzer		•	•	•
O <sub>2</sub> -Sensor	•	•	•	•
CO <sub>H</sub> -Sensor 100,000 ppm	•			
CO-Sensor 10,000 ppm		•	•	•
NO-Sensor 3,000 ppm			•	•
NO <sub>2</sub> -Sensor 3,000 ppm			•	•
SO <sub>2</sub> -Sensor 5,000 ppm				•
Lithium-ion battery	•	•	•	•
USB-Charger with Micro-USB cable	•	•	•	•
WiFi / Bluetooth®, USB and IR interfaces	•	•	•	•
Magnetic mount	•	•	•	•
Combustion Air Temperature Probe		•	•	•
Gas Probe 10.8"	•			
Gas Probe 11.6"		•	•	•
Changeable Gas Probe		•	•	•
Cable Hose 5.7'	•			
Cable Hose 10'		•	•	•
Clamping Cone		•	•	•
Wadding Filter (25 pcs.)	•	•	•	•
Water Stop Filter	•	•	•	•
Coarse Filter	•	•	•	•
Wöhler TD 100 Thermal Fast Printer	•	•	•	•
Thermal Paper	•	•	•	•
Plastic Case MIDI	•			
Plastic Case MAXI		•	•	•
Article no.	7754	7757	7764	7765

• = included

Buy now online!  
wohlerusa.com/Article no.



Accessories  
p. 63 ff.





# Wöhler A 550 INDUSTRIAL Flue Gas Analyzer

Maintenance Work / Adjustment Work / Emission Measurement



### Application

- For industrial heating systems
- For burner adjustment and determination of combustion loss
- For commercial and industrial applications
- In-stack sinter-filter for heavy dust loaded samples
- High temperature processes

### Advantages

- Simple to use: Switch on – read off – done
- Large, color touchscreen: Displays up to 14 measurement and calculation values
- Intuitive to operate via on-screen keyboard
- Calibrate in the flue gas pipe via a fresh air pump
- Graphical hot spot search
- 12 month warranty<sup>1)</sup>
- Wöhler Flue Gas Analysis App included

<sup>1)</sup> Except for thermocouples, rechargeable batteries and special sensors; for further information please see our Terms and Conditions

Technical data		
Display	7" Color touchscreen	
Sensors	up to 5	
	O <sub>2</sub> -Sensor	0...21 %
	CO <sub>H</sub> -Sensor	0...100,000 ppm
	CO <sub>N</sub> -Sensor	0...10,000 ppm (H <sub>2</sub> -compensated)
	CO <sub>2</sub> NDIR-Sensor	0...40 Vol. %
	NO-Sensor	3,000 ppm
	NO <sub>2</sub> -Sensor	1,000 ppm
Power supply	Lithium-ion battery 7 h service life	
	Weight 2.8 lbs	
	Security 5 Filter technology with filter monitoring	



Buy now online!  
[wohlerusa.com/P\\_187](http://wohlerusa.com/P_187)



High temperature probe with optional heat protection shield allows measurements under toughest conditions.



**Clean job**  
Once attached the flue gas will pass through and will be dried completely. This way only clean and dry flue gas enters the device, ensuring accurate results.



**Every detail considered**  
Life ain't always easy – our Peltier cooler makes it easy and offers a solution for every tricky situation.



**Highly versatile**  
No matter how – top down, or bottom up – with the included adapter there are no limitations in your applications.



**Measuring at different spots**  
It's up to you: Simply extend the probe from 3.2' to 6.5' if necessary. At both lengths it can be equipped with a thermo couple for temperature measurements.



**Sinter-Filter for clean measurements**  
Tough environment? Heavy dust load? No problem! Our high temperature sinter-filter will guarantee clean measurements.



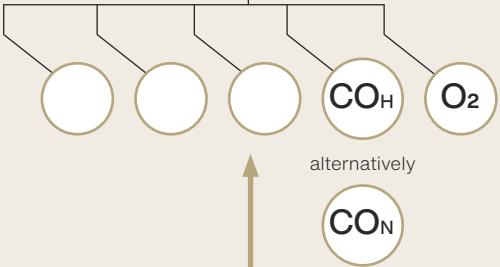
**Heat protection shield**  
Easy to attach: Protects you and your device when measuring at high temperature spots.

Scope of delivery

Wöhler A 550 INDUSTRIAL Flue Gas Analyzer	•
Cable Hose 10'	•
WiFi / Bluetooth®, USB and IR interfaces	•
Ambient Temperature Plug	•
USB-Charger with Micro-USB cable	•
Lithium-ion battery	•
Water Stop Filter	•
Coarse Filter	•
Wadding Filter (25 pcs.)	•
Peltier cooler	•
O <sub>2</sub> -Sensor	•
CO <sub>H</sub> -Sensor	•
CO <sub>N</sub> -Sensor	○
NO-Sensor	•
NO <sub>2</sub> -Sensor	•
SO <sub>2</sub> -Sensor	•
CO <sub>2</sub> NDIR-Sensor	○
H <sub>2</sub> S-Sensor	○
Gas Probe 3' with stainless steel sinter-filter (up to 1,472 °F)	•
High Temperature Probe 3' for measurements (up to 2,192 °F)	○
Probe extension 3' (up to 2,192 °F)	○
Heat protective shield	○
Plastic Case	•
Article no.	2948

• = included | ○ = optional

Buy now online!  
wohlerusa.com/Article no.



Configure your Wöhler A 550 INDUSTRIAL Flue Gas Analyzer with up to **5 Sensors**  
decide which sensor variation suits your requirements



**wohlerusa.com**

24/7 information  
& online ordering  
at any time



# Wöhler RP 72 Smoke Pump

Measurement of Soot Level



Application

- Measuring the soot level manually

Advantages

- Rugged and reliable 10 stroke Smoke Pump
- Long hose: Ideal for difficult to reach measurement openings
- Non centered soot spot, allows many tests on one filter, easy to compare
- 2 filter technology

Technical data	
Flue gas volume	55 oz with 10 strokes
Intake hose	3'

Wöhler RP 72 Smoke Pump	
Scope of delivery	Wöhler RP 72 Smoke Pump
	Hose 3'
	Extraction probe 8.7"
	Long wadding
Article no. 2412	

Wöhler RP 72 Smoke Pump	
Scope of delivery	Wöhler RP 72 Smoke Pump
	Hose 3'
	Extraction probe 8.7"
	Smoke spot comparison scale
	Threaded cone
	Oil test bottle
	Long wadding
	Maintenance Oil
	Filter papers (300 pcs.)
	Short wadding, Long wadding
	Probe brush
Article no. 9152	

Printer		Article no.
	<b>Wöhler TD 100 Thermal Fast Printer</b> Infrared printer with 1 roll thermal paper and 4 batteries	4160
	<b>Thermal Paper</b> for Wöhler TD 100 Thermal Fast Printer 10 rolls / 2.24" width / 40' per roll	4145

Data management		Article no.
	<b>PC-Software Wöhler A 450</b> Languages EN / FR / IT / CZ / NL / CN for online measurements, diagram functions and export to MS Excel	4499
	<b>PC-Software Wöhler A 550</b> Languages EN / FR / IT / CZ for online measurements, diagram functions and export to MS Excel	4428

Transport Cases / Carrying Systems		Article no.
	<b>Plastic Case MIDI</b> for Wöhler A 450 L	6594
	<b>Plastic Case MAXI</b> for Wöhler A 450 for Wöhler A 550	4704
		5577
















Probes		Article no.
	<b>Air Temperature Probe</b> with 5.5' cable	5521
	7" for Wöhler A 450 / 550	5511
	11" for Wöhler A 450 / 550	
	<b>Magnetic Holder</b> to stabilize the Air Temperature Probe	6142








Buy now online!  
wohlerusa.com/P\_25








Buy now online!  
wohlerusa.com/Article no.





Probes		Article no.
	<b>Air Temperature Probe Upgrade Set</b> for Wöhler A 450 / 550 probe 11" with 67" cable and clamping cone	7758
	<b>Flexible Probe</b> for Wöhler A 450 / 550 12"	3242
   	<b>Gas Probe</b> for Wöhler A 550 5"	9652
	7"	9613
	11.6"	9622
	20"	9614
 	<b>Flue Gas Probe</b> for Wöhler A 450 / 550 3"	9695
	3" with Sinter-Filter stainless steel	4189
	<b>Velocity Probe Type S</b> to measure gas velocity	5579
	<b>Sinter-Filter stainless steel</b> for Wöhler A 550 INDUSTRIAL	4187
	<b>Hose assembly</b> 10' for Wöhler A 550	7179
	<b>Extension Cable Hose</b> 5' for Wöhler A 450 L / 450   triple hose assembly   for larger boiler service	2045
	9' for Wöhler A 550 L / 550   double hose assembly   for larger boiler service	2076
	<b>Probe and Hose Assembly</b> for Wöhler A 450   triple hose assembly   Probe 10" / Hose 5'	4498
	<b>Pitot Tube Ø 0.3"</b> 20"	9488
	39"	9489
	<b>Air Temperature Plug</b> for Wöhler A 450 / 550	5517
	<b>Clamping Cone</b>	2494

Accessories		Article no.
 	<b>Plastic Cone</b> for Air Temperature Probe	2463
	<b>Threaded Cone stainless steel</b> for probes 0.3"	1235
	<b>Wadding Filter</b> 25 pcs.	4286
	150 pcs.	4288
	<b>Water Stop Filter</b> 3 pcs.	9621
	<b>Coarse Filter</b> 5 pcs.	9632
	<b>CHP Filter</b> for Wöhler A 550 CO measurements on combustion engines Also suitable for measurements on systems with high condensate levels or with particulate laden exhaust gases.	5523
	<b>Filter granulate</b> for CHP Filter 3.4 oz	4398
	<b>USB Peltier Cooler</b> Portable Peltier Cooler to remove condensate. To be used for accurate SO <sub>2</sub> or NO <sub>2</sub> flue gas analysis. Wöhler USB Peltier Cooler A 550, Angle Adapter Peltier Cooler	10105












Probes up to 2,192 °F		Article no.
	<b>High Temperature Probe 3'</b> for Wöhler A 550 INDUSTRIAL for measurements in gases up to 2,192 °F with prefilter and bag	2291
	<b>High Temperature Probe 3'</b> for Wöhler A 550 INDUSTRIAL for measurements in gases up to 2,192 °F	2936
	<b>Probe Extension 3'</b> for High Temperature Probe	2293
	<b>Thermocouple 6'</b> for High Temperature Probe to extend High Temperature Probe to 6'	6599
 	<b>Pre-Filter</b> for High Temperature Probe incl. filter and holder	2298
	<b>Replacement-Filter</b> for High Temperature Probe	2953












Accessories High Temperature Probe	Article no.
 <b>Heat Protective Shield</b> for High Temperature Probe	2966
 <b>Safety Pins</b> for High Temperature Probe to fix the sinter-filter 10 pcs.	11063

Sensors for self-installation	Article no.
O <sub>2</sub> -Sensor 0...21 Vol. % for Wöhler A 450 L / 450	8963
O <sub>2</sub> -Sensor 0...21 Vol. % for Wöhler A 550 / 550 INDUSTRIAL	5594
CO-Sensor 4,000 ppm for Wöhler A 550	8166
CO-Sensor 5,000 ppm for Wöhler A 450 L	8964
CO-Sensor 10,000 ppm for Wöhler A 450	8967
CO-Sensor 10,000 ppm (H <sub>2</sub> -compensated) for Wöhler A 450	8966
CO-Sensor 35,000 ppm for Wöhler A 550 L	4496
CO-Sensor 100,000 ppm for Wöhler A 450 L	8965
CO <sub>H</sub> -Sensor 100,000 ppm for Wöhler A 550 / 550 INDUSTRIAL	5596
CO <sub>H</sub> -Sensor 10,000 ppm (H <sub>2</sub> -compensated) for Wöhler A 550 / 550 INDUSTRIAL	11037
CO <sub>2</sub> NDIR-Sensor 0...40 Vol. % for Wöhler A 550 / 550 INDUSTRIAL	11011
NO-Sensor 1,000 ppm for Wöhler A 550 / 550 INDUSTRIAL	5597
NO-Sensor 3,000 ppm for Wöhler A 450 L / 450	8969
NO <sub>2</sub> -Sensor 3,000 ppm for Wöhler A 550 / 550 INDUSTRIAL	5598
SO <sub>2</sub> -Sensor 5,000 ppm for Wöhler A 550 / 550 INDUSTRIAL	5665
H <sub>2</sub> S-Sensor 350 ppm for Wöhler A 550 / 550 INDUSTRIAL	11014

Accessories Soot Testing	Article no.
 <b>Probe Holder with Probe 9"</b> for Wöhler RP 72 includes spiral	7547
 <b>Probe Connector</b> for Wöhler RP 72	3879
 <b>Spiral</b> for probe	20401
 <b>Probe Brush 0.3"</b> for Wöhler RP 72	2419
 <b>Comparison Scale</b> from soot number 1 to 10 1 piece	2416
 <b>Clamping Cone</b>	2494
 <b>Plastic Cone</b> for air temperature probe	2463
 <b>Wadding Rolls</b> <b>Short</b> 25 pcs.	5289
 <b>Wadding Rolls</b> <b>Long</b> 50 pcs.	5290
 <b>Wadding Rolls</b> <b>Long</b> 150 pcs.	2450
 <b>Special Maintenance Oil</b>	621
	2418

Accessories Wood & Building Materials Moisture Measurement	Article no.
 <b>Wood Moisture Probe</b> for Wöhler HF 550 / HBF 420 with connecting cable, 2 electrodes length 1.3"; 2 electrodes length 2", protective cap Tool for changing the electrodes is integrated in the probe; storage opportunity for the electrodes within the probe	2522
 <b>Electrodes Hammer Probe</b> for Wood Moisture Probe 8 electrodes 1.3" and 2 electrodes 2" / shank insulated, appropriate for precise depth measurement	2527
 <b>Connection Cable Hammer Probe</b> for Wood Moisture Probe length 55"	2525
 <b>Wood Moisture Probe</b> for Wöhler HF 550	5513
 <b>Replacement Pins</b> for Wood Moisture Probe 2 pcs.	3661
 <b>Replacement Pins</b> 6 pairs of 2 pcs.	7181
 <b>Wood Temperature Probe</b> for Wöhler HF 550	1567



# Wöhler DM 602 Digital Manometer

Burner Adjustment on Gas Boilers



Application

- Adjustment of the gas pressure of gas burners
- Measurement of differential pressure of the fan
- Measurement of chimney draft
- Temperature measurement

Advantages

- Made in Germany: Integrated magnets, shockproof casing
- Robust sensor up to 3,000 hPa and high-resolution measuring range (0.01 hPa)
- Illuminated display for fast reading of the measured value
- Stable measured values in any position due to high-quality pressure sensor
- Print-out of the test results directly on site with the Wöhler TD 100
- Measuring unit selectable
- Small, light-weight and handy

Technical data

Differential pressure	Range	±1,204 inWC
	Accuracy	< 3 % of measurement value in the range < 0.8 inWC higher than 0.02 inWC
	Resolution	0.01 inWC in the range -84...84 inWC otherwise 0.1 inWC
Temperature (external Si-PTC)	Range	-4...140 °F
	Accuracy	< ±30 °F in the range -4...140 °F otherwise 1.5 % of measured value
	Resolution	0.1 °F

Wöhler DM 602 Digital Manometer

Scope of delivery	Wöhler DM 602 Digital Manometer
	Batteries
	Wrist Strap
Article no. 11196	



# Wöhler GS 300 Gas Sniffer

Display in 12 Stages from 0 to 1,200 ppm

Application

- Highly sensitive and quick responsive
- Tightness control and leakage detection of gas lines carrying combustible gases

Advantages

- Acoustic signal and vibration alarm to display even the smallest leaks
- Display of gas concentration via bar graph in twelve levels from 0 to 1,200 ppm
- Perfect tool to control natural gas, as well as liquefied gas installations
- Additional LED lighting turns on automatically in dark places, to search for leaks in hard to reach spots (flashlight function)

Technical data

Sensitivity	Methane	0...1,200 ppm
	Propane	0...1,200 ppm
	Sensor	Semiconductor
	Alarm Function	audio, visual, and vibration alarm
	Warm-up time	approx. 60 sec.
Environmental Conditions	Response time	approx. 10 sec.
	Operating Temperature	23...113 °F
	Storage Temperature	-4...113 °F
	Rel. Humidity	< 85 %
	Auto-off Function	after 20 min.
LC- Display	1.2 x 2"	
Flashlight	2 LEDs	
Connections	headphone and power supply unit	

Wöhler GS 300 Gas Sniffer











Scope of delivery	Wöhler GS 300 Gas Sniffer
	Gooseneck 17"
	Batteries
	Plastic Case
Article no. 7707	











Buy now online!  
wohlerusa.com/P\_155





Printer	Article no.
 <b>Wöhler TD 100 Thermal Fast Printer</b> Infrared printer with 1 roll thermal paper and 4 batteries	4160
 <b>Thermal Paper</b> for Wöhler TD 100 Thermal Fast Printer 10 rolls/ 2.24" width/ 40' per roll	4145
Differential Pressure	Article no.
 <b>Combustion Air Temperature Probe</b> 11" with 5' cable to analyze chimneys independent from ambient air	9611
 <b>Air Temperature Probe</b> plug form	9605
 <b>Air Temperature Probe</b> 4' cable	9651
 <b>Handloop</b>	9805
Pressure and Flow	Article no.
 <b>Flexible Capillary 10"</b> for Wöhler A 400 / 450 / 500 / 550 / 600 / DC 410 <sup>FLOW</sup> for installation through window and door rabbets during pressure drop testing between rooms and for the 4 Pa test with hose capillary 120", hose connector, silicone hose	4515
 <b>Surface Temperature Probe</b> for Wöhler A 400 / 450 / 500 / 550 / 600 / DC 410 <sup>FLOW</sup> / DT 310 Thermocouple type K, with pliers for tube 0.2" – 1.4", measuring range up to 212 °F	6679
 <b>Special Wall Temperature Probe Type W-02</b> for probes Wöhler A 400 / 450 / 500 / 550 / 600 / DC 410 <sup>FLOW</sup> / DT 310 for measuring the surface temperature of boilers, ceilings and walls, U-value determination etc., measuring range up to 212 °F	4651
 <b>Special Wall Temperature Probe Type W-02</b> for probes Wöhler A 400 / 450 / 500 / 550 / 600 / DC 410 <sup>FLOW</sup> / DT 310 for measuring the surface temperature of boilers, ceilings and walls, U-value determination etc., measuring range up to 212 °F	4718

Accessories Pressure and Flow	Article no.
 <b>Surface Temperature Probe TF1</b> for probes Wöhler A 400 / 450 / 500 / 550 / 600 / DC 410 <sup>FLOW</sup> / DT 310 Thermocouple type K, measuring range up to max. 932 °F	6625
 <b>Surface Temperature Probe TF2</b> for probes Wöhler A 400 / 450 / 500 / 550 / 600 / DC 410 <sup>FLOW</sup> / DT 310 Thermocouple type K, measuring range up to max. 932 °F	6626
 <b>Surface Temperature Probe TF3</b> for probes Wöhler A 400 / 450 / 500 / 550 / 600 / DC 410 <sup>FLOW</sup> / DT 310 Thermocouple type K, measuring range up to max. 932 °F	6628
 <b>Penetration Temperature Probe TF4</b> for probes Wöhler A 400 / 450 / 500 / 550 / 600 / DC 410 <sup>FLOW</sup> / DT 310 Thermocouple type K, measuring range up to max. 1,112 °F	6629
 <b>Flue Gas Temperature Probe TF5</b> for probes Wöhler A 400 / 450 / 500 / 550 / 600 / DC 410 <sup>FLOW</sup> / DT 310 Thermocouple type K, measuring range up to max. 1,652 °F	6635
<b>Pitot Tube</b> 0.3" dia.	
 39"	9489
 20"	9488
 14"	9487

Accessories Leakage Testing	Article no.
 <b>Headphone</b> for Wöhler GS 300 with volume control	55145



Wöhler REC 400 Recovery Machine

For extracting Refrigerants from Refrigeration and Air Conditioning Systems



Application

- Your reliable helper for extracting classes A1, A2 and A2L refrigerants
- An additional refrigerant manifold (e.g. Wöhler MR 400) and a refrigerant scale (e.g. Wöhler RS 400) are required to extract the refrigerant

Advantages

- Large, easy-to-read and illuminated display
- Guided operating support through an intelligent intelligent warning and operating concept
- Integrated pressure sensor incl. overpressure protection from 38.5 bar
- Self PURGE mode so that different refrigerants are not mixed
- Push-pull method for quick emptying of large systems large systems

Technical data		
Maximum pressure	38.5 bar (automatic switch-off at higher pressure)	
Engine	750 W	
Kältemittel R12	Cat. A1	R134a, R402A, R402B, R404A, R407A, R407B, R407C, R407D, R408A, R409A, R410A
	Cat. A2	R411A, R411B, R412A
	Cat. A3	R32
Dimensions	14.76" x 9.84" x 12.6"	
Weight	22 lbs	
Gas flow rate Refrigerant (liquid)	R134a	5.3 lbs/min
	R22	5.9 lbs/min
	R410A	7.7 lbs/min

Wöhler REC 400 Recovery Machine			
Scope of delivery	Wöhler REC 400 Recovery machine		
	1 screen filter for installation on the inlet connection		
	1 filter dryer for installation upstream of the screen filter (with intermediate hose)		
Article no.			10238



Buy now online!  
wohlerusa.com/P\_211



Wöhler VP 400 Vacuum Pump

For the Evacuation of Refrigerants



Application

- Can be used on all standard refrigeration systems and heat pumps
- Suitable for all common refrigerants

Advantages

- 2-stage vacuum pump
- Analogue vacuum display for reading the evacuation process
- Oil level indicator for easy reading of the oil level
- Various connection options for common refrigerant refrigerant hoses
- The gas ballast valve reduces the absorption of any condensate produced during evacuation into the oil of the vacuum pump, which changes the pH value of the oil and has a detrimental effect on corrosion in the refrigerant circuit.

Technical data	
Flow rate	8,5 CFM, 8,149 ozs/Min
Performance	750 W
Connection thread	1/4" SAE, 3/8" SAE, 1/2" SAE
Dimensions	13.7" x 5.47" x 13.1"
Weight	24.3 lbs



Wöhler VP 400 vaccum pump				
Scope of delivery	Wöhler VP 400 vacuum pump			
	3 connection hoses (1/4" SAE thread)			
	330 ml vacuum pump oil			
			Article no.	10239

Buy now online!  
wohlerusa.com/P\_212





# Wöhler MR 400 Refrigerant Manifold

For Maintenance Work on Refrigeration Systems and Heat Pumps



Buy now online!  
wohlerusa.com/P\_197



## Application

- Adjustment of the gas pressure of gas burners
- Measurement of differential pressure of the fan
- Measurement of chimney draft
- Temperature measurement

## Advantages

- Maintenance work on refrigeration systems and heat pumps
- Diagnosis of operating states of refrigerants in refrigerant circuits
- Indication of high and low pressure
- Measurement of superheating and subcooling
- Vacuum measurement

Technical data	
Print	Measuring Range -1...55 bar
	Accuracy ±0.5 % of the full scale value
	Resolution 0.03 bar
Temperature	Measuring Range -40...302 °F
	Accuracy ±0.9 °F
	Resolution 0.18 °F
Refrigerant	R113 R114 R115 R116 R12 R123 R1233ZD R1234ZE R1234YF R124 R125 R13 R134A R14 R141b R142b R143A R152A R170 R22 R23 R236FA R245FA R290 R32 R401A R401b R401C R402A R402b R403b R404A R406A R407A R407b R407C R407d R407F R408A R409A R410A R410b R412A R413A R414A R414b R416A R417A R417C R420A R421A R421b R422A R422b R422C R422d R424A R426A R427A R428A R429A R434A R437A R438A R441A R443A R448A R449A R450A R452A R452b R453A R454A R454b R455A R458A R500 R502 R503 R507A R508A R508b R514A R600 R600A R601A R718 R744

Wöhler MR 400 Refrigerant Manifold	
Scope of delivery	Wöhler MR 400 Refrigerant Manifold
	3 x refrigerant hoses, each with Schrader valve 1/4" SAE, closable with ball valve
	2 x temperature clamps
	3 x AA batteries 1.5 V
Case	
Article no.	11367

# Wöhler RS 400 Refrigerant Scale

For Determining the Weight of the Refrigerant during Maintenance Tasks



Buy now online!  
wohlerusa.com/P\_195



## Application

- Weight measurement to determine the contents of pressure vessels

## Advantages

- Maintenance work on refrigeration systems and heat pumps
- Diagnosis of operating states of refrigerants in refrigerant circuits
- Indication of high and low pressure
- Measurement of superheating and subcooling
- Vacuum measurement

Technical data	
Weight	Measuring Range 0...220.5 lbs
	Accuracy ±0.5% of the measured value +0.02 lbs
	Resolution 0.01 lbs

Wöhler RS 400 Refrigerant Scale	
Scope of delivery	Wöhler RS 400 Refrigerant Scale with operating unit
	5 x AAA batteries 1.5 V
	Bag
Article no.	11363



# Wöhler RL 300 Refrigerant Leak Detector

Precise Detection of all Common Refrigerants



- Advantages**
- Digital bar display of the refrigerant concentration in 11 levels
  - Visual, acoustic and vibration alarm
  - The display lighting and two LED lamps switch on automatically in dark surroundings two LED lamps switch on automatically

Technical data		
Sensitivity (R134a)	3 g/a	
Response time (R134a)	< 2.1 s	
Detectable refrigerants	FCKW	R11, R12, R500, R503
	HFCKW	R22, R123, R124, R502
	HFKW	R134a, R404a, R410a, R407C, R32
	Others	R290, R600a, R1234YF, Forming Gas (95% N2 + 5% H2)
Sensor	Zeroing	Automatic or manual



Buy now online!  
wohlerusa.com/P\_204



Wöhler RL 300 Refrigerant Leak Detector			
Scope of delivery	Wöhler RL 300 Refrigerant Leak Detector		
	Gooseneck 17,3"		
	Batteries		
	Plastic case		
	Article no.	3832	

# MEASURING

## HOW TO PLATFORM

### Leakage detection with our refrigerant leak detector

Refrigerants are indispensable components of many of our technical devices, but their improper handling can have significant environmental impacts. With refrigerant detectors, leaks can be identified and repaired at an early stage to minimise environmental damage.



www.wohlerusa.com/  
s/f163e



Product Overview



	Wöhler DT 310 Differential Thermometer	Wöhler IR Temp 310 Infrared Thermometer	Wöhler IR Hygrotemp 24	Wöhler CDL 210 CO <sub>2</sub> -Datalogger	Wöhler IQ 300 CO <sub>2</sub> Meter	Wöhler FA 410 / 430 Fan Anemometer
Applications (depends on accessories)						
Air velocity / flow rate in ductwork						•
Differential temperature measurement, e.g. flow / return	•		•			
Evaluation of the efficiency of an air ventilation system				•	•	•
Air humidity management in rooms / air ducts			•	•	•	•
Surface temperature measurement	•	•	•			
Building material moisture measurement			•			
Detection of thermal bridges		•				
Measured variables / instrument technology						
Air velocity						•
Flowrate						•
Temperature	•	•	•	•	•	•
Air humidity		•	•	•	•	•
Dew Point / Wet bulb temperature		•	•			•
CO <sub>2</sub> -Sensor				•	•	•
Data-interface printer, PC			•	•	•	
Datalogger				•	•	
PC-Software			•	•	•	

• = included

Buy now online!  
wohlerusa.com/Article no.



Accessories  
p. 88



## Wöhler DT 310 Differential Thermometer

Surface Temperature Measurement on Water and Exhaust Pipes



### Application

- Simple measurement of differential temperature
- Temperature measurement of flow and return surface temperature of water and exhaust pipes

### Advantages

- Display of differential temperature (two probes required)
- Simultaneous display of both temperature readings
- Optional temperature probes, classes K, J, T
- Run / Hold Function
- Back light
- MIN and MAX memory with date and time stamp

Technical data				
Resolution	K	-200...1,200 °F	0.1 °F	
		1,200...2,500 °F	1 °F	
	J	-200...930 °F	0.1 °F	
Accuracy		930...1,400 °F	1 °F	
	T	complete range	0.1 °F	
	K	-200...2,500 °F	±0.3 % f.m. + 0.7 °F	
Supply	J	-200...1,400 °F	±0.3 % f.m. + 0.7 °F	
		±0.3 % f.m. + 0.7 °F		
	T	-200...734 °F	±0.3 % f.m. + 0.7 °F	
Supply	9V Block battery			
Humidity	0...85 % r.H. (not condensing)			
Operating temperature	0...120 °F			

Wöhler DT 310 Differential Thermometer			
Scope of delivery	Wöhler DT 310 Differential Thermometer		
	2 Surface Probes (type K)		
	Battery		
			Plastic Case
			Article no. 6622

## Wöhler IR Temp 310 Infrared Thermometer

Non-Contact Temperature Measurement



### Application

- Multifunctional infrared thermometer
  - Easy detection of thermal bridges
  - Assessment of the mold growth potential
  - Assessment of the indoor climate
- Thermal bridge search with colored display of temperature curve

### Advantages

- Display of surface and dew point temperature with indication of the mould risk potential
- Adjustable temperature limits with acoustic, visual and haptic alarm
- External temperature sensor can be connected (e.g. surface temperature sensor, temperature sensor for determination of the specific emission factor)
- Display of relative humidity and wet & dry bulb temperature
- Measuring range visualization by laser measurement circle
- Storage of 50 data sets (including emission factor)

Technical data	
Range	-76...1,022 °F
Accuracy	±1.8 °F, ±1 % f.m.
Resolution	0.1 °F
Reaction time	1 sec.
Emission factor	0.1...1 adjustable
Supply	2 x 1.5V battery

Wöhler IR Temp 310 Infrared Thermometer		
Scope of delivery	Wöhler IR Temp 310 Infrared Thermometer	
	Batteries	
		Article no. 1388



Buy now online!  
wohlerusa.com/P\_42



Buy now online!  
wohlerusa.com/P\_179





# Wöhler IR Hygrotemp 24

Building Damage Analysis



Application

- Non-contact surface temperature measurement
- Measurement of air temperature and relative humidity
- Dew point and wet bulb calculation

Advantages

- One instrument for evaluation of the room climate
- Determination of air temperature, humidity and wall temperature via infrared measuring
- IR temperature measurement ratio 8:1
- Adjustable emissivity factor 0.30...0.99
- Calculation of dew point temperature, temperature difference, wet bulb temperature and dew point distance temperature

Technical data		
Temperature	Range	4...140 °F
	Accuracy	±1 °F
	Resolution	0.1 °F
Infrared Temperatue	Range	-40...932 °F
	Accuracy	±2 % o.r. absolute ±4 °F between -4...842 °F ±3 % or ±37.4 °F
	Resolution	0.1 °F
Response time	500 msec.	
Ratio	8:1	
Humidity	Range	0...100 % (not condensing) ±3 % at 10...90 % rest ±5 %
	Resolution	0.1 %
Wet bulb temperature	-8...122 °F	
Emission factor	0.30...0.99 adjustable	
Display	3 line LCD	
Supply	4 x 1.5V micro battery	

Wöhler IR Hygrotemp 24			
Scope of delivery	Wöhler IR Hygrotemp 24		
	Battery		
	Plastic Case		
Article no.			6603

# Wöhler CDL 210 CO<sub>2</sub>-Datalogger

Assessment of Indoor Air Quality



Application

- Determination of the indoor air quality through combination of measurement and identification of:
  - The CO<sub>2</sub>-concentration
  - The air temperature
  - The air humidity
- For CO<sub>2</sub>-monitoring of:
  - Housing spaces (comfortableness, humidity problems, etc.)
  - Conference rooms and lounges (e.g. schools)

Advantages

- Comfort level indicator with adjustable alarm values
- Acoustical and visual alarm function with adjustable limit
- Large display to show CO<sub>2</sub>, humidity, temperature, date / time
- Max- / Min-values
- Infrared-CO<sub>2</sub>-measurement
- Automatic calibration function
- Non-volatile memory

Technical data			
CO <sub>2</sub> -Measure-ment	Range	0...2,000 ppm	
	Resolution	1 ppm	
	Accuracy	±50 ppm ±5 %	
°F-Measurement	Range	14...140 °F	
	Resolution	0.1 °F	
	Accuracy	±0.9 °F	
Rel. air humidity	Range	5...95 % r.H.	
	Resolution	0.1 % r.H.	
	Accuracy	10...90 %, 77 °F ±3 % r.H. otherwise ±5 % r.H.	
List of measurement	Readings	5,300 total	
	Logrates	3 / 10 / 30 sec.	
		1 / 3 / 10 / 30 min. 1 / 3 / 4 h.	

Wöhler CDL 210 CO <sub>2</sub> -Datalogger			
Scope of delivery	Wöhler CDL 210 CO <sub>2</sub> -Datalogger		
	Data cable		
	Power supply		
	PC Software		
Article no.			6648



Buy now online!  
wohlerusa.com/P\_46



Buy now online!  
wohlerusa.com/P\_113



Wöhler IQ 300 CO<sub>2</sub> Meter

Indoor air quality monitoring



Buy now online!  
wohlerusa.com/P\_193

Application

- Comprehensive assessment of indoor air quality with acoustic and visual traffic light warning function:
  - Class rooms
  - Seminar rooms
  - Waiting rooms
  - Workplaces

Advantages

- Ideal for monitoring indoor air quality (good, normal, poor)
- Bright traffic light LED bar
- Alert tone
- Large display of the CO<sub>2</sub> level
- Adjustable to individual preferences
- Trend display on the development of indoor air quality

Technical data		
Carbon dioxide	Range	0...9,999 ppm
	Resolution	±50 ppm ±5 % of measured value at 0...2,000 ppm ±10 % of measured value at > 2.000 ppm
	Accuracy	1 ppm
°F-Measurement	Range	32...120 °F
	Resolution	±0.6 °C (0.9 °F)
	Accuracy	0.18 °F
Rel. air humidity	Range	0.1...99.9 %
	Resolution	±5 % at 10...90 % r.H. and 25 °C, otherwise 7 %
	Accuracy	0.1 % r.H.

Wöhler IQ 300 CO <sub>2</sub> Meter			
Scope of delivery	Wöhler IQ 300 CO <sub>2</sub> Meter		
	Power supply 5V		
	USB-C cable		
Article no.			4750

Wöhler FA 410 / 430 Fan Anemometer

Volume Flow Measurement and Air Quality



Application

- Direct volume flow measurement on air diffusers in connection with the measuring funnel
- Measurement of air speed, temperature, humidity and CO<sub>2</sub> content at the air outlet
- Integrated calculation of the volume flow from surface and loop measurement speed

Advantages

- Two measurements in one step: Determination of volume flow and assessment of supply and exhaust air quality via T / r.H. / CO<sub>2</sub> (Wöhler FA 430)
- Measurement protocol via IR transmission to thermal printer
- Parallel measurement of flow velocity, volume flow, air temperature, relative humidity and CO<sub>2</sub> value, wet bulb temperature and dew point
- Optional with swirl rectifier for measurements on swirl diffusers





Technical data		
Range	Flow velocity	0.5...30 m/s
	Volume flow	0...99,999 m³/h
	Temperature	-4...120 °F
	Relative humidity	0.1...99.9 %
	Dew point	-4...139.82 °F
	Wet-bulb temperature	-4...139.82 °F
	CO <sub>2</sub>	0...9,999 ppm
Resolution	Flow velocity	0.1 m/s
	Volume flow	0.1 (0...9,999.9) or 1 (10,000...99,999)
	Temperature	0.1 °F
	Relative humidity	0.1 %
	Dew point	0.1 °F
	Wet-bulb temperature	0.1 °F
	CO <sub>2</sub>	1 ppm
Accuracy	Flow velocity	±1.5 % of reading +0.3 m/s for under 20 m/s ± 3 % of reading +0.3 m/s for above 20 m/s
	Temperature	±0.9 °F
	Relative humidity	±3 % (at 77 °F) otherwise ±5 %
	CO <sub>2</sub>	±30 ppm ±5 % of reading (0...5,000 ppm)

**Wöhler FA 4xx App**  
Via Bluetooth®, the measured values can be sent to mobile devices and further processed via app. – The smartphone thus serves as a remote control.



Buy now online!  
wohlerusa.com/P\_103











					
		Wöhler FA 410 Fan anemometer	Wöhler FA 410 Fan anemometer Set	Wöhler FA 430 Fan Anemometer	Wöhler FA 430 Fan Anemometer Set
Scope of delivery	Wöhler FA 410 Fan anemometer	•	•		
	Wöhler FA 430 Fan Anemometer			•	•
	Rectangular funnel 1 x 1'		•		•
	Round funnel Ø 0.7'		•		•
	Wöhler FA 4xx measuring funnel set with rectangular and round measuring funnel,		•		•
	Plastic carrying case	•	•	•	•
	4 x AAA batteries	•	•	•	•
Article no.		4146	4155	4147	4156





Buy now online!  
wohlerusa.com/Article no.



Accessories  
p. 88



Measurement of Temperature / Humidity / Air Quality	Article no.
 <b>Surface Temperature Probe</b> for Wöhler A 400 / 450 / 500 / 550 / 600 / DC 410 <sup>FLOW</sup> / DT 310 Thermocouple type K, with pliers for tube 0.2" – 14", measuring range up to 212 °F	6679
 <b>Special Wall Temperature Probe Type W-02</b> for probes Wöhler A 400 / 450 / 500 / 550 / 600 / DC 410 <sup>FLOW</sup> / DT 310 for measuring the surface temperature of boilers, ceilings and walls, U-value determination etc., measuring range up to 212 °F	4651
 <b>Surface Temperature Probe TF1</b> for probes Wöhler A 400 / 450 / 500 / 550 / 600 / DC 410 <sup>FLOW</sup> / DT 310 Thermocouple type K, measuring range up to max. 932 °F	6625
 <b>Surface Temperature Probe TF2</b> for probes Wöhler A 400 / 450 / 500 / 550 / 600 / DC 410 <sup>FLOW</sup> / DT 310 Thermocouple type K, measuring range up to max. 932 °F	6626
 <b>Surface Temperature Probe TF3</b> for probes Wöhler A 400 / 450 / 500 / 550 / 600 / DC 410 <sup>FLOW</sup> / DT 310 Thermocouple type K, measuring range up to max. 932 °F	6628
 <b>Penetration Temperature Probe TF4</b> for probes Wöhler A 400 / 450 / 500 / 550 / 600 / DC 410 <sup>FLOW</sup> / DT 310 Thermocouple type K, measuring range up to max. 1,112 °F	6629
 <b>Flue Gas Temperature Probe TF5</b> for probes Wöhler A 400 / 450 / 500 / 550 / 600 / DC 410 <sup>FLOW</sup> / DT 310 Thermocouple type K, measuring range up to max. 1,652 °F	6635
 <b>Calibration Set</b> for Wöhler RF 220 / KM 410 33 % and 75 % humidity reference	6605

Air Speed Measurement	Article no.
 <b>Wöhler FA 410 / 430 Funnel Set</b> to plug on the Fan Anemometer 1 square funnel 13.6" x 13.6", 1 round funnel 8.3" , transport bag	4148
 <b>Wöhler FA 410 / 430 Funnel</b> to plug on the Fan Anemometer 1 square funnel 13.6" x 13.6", Swirl rectifier, transport bag	4164
 <b>Telescopic-rod</b> for Wöhler FA 410 / 430 for comfortable measurement e.g. at ceiling diffusers 1.8" / 26" – 70"	4684
 <b>Telescope Set</b> for Wöhler FA 410 / 430 Telescopic-rod, Universal Smartphone Holder, Funnel Holder	6849

# HOW TO PLATFORM

Qualified · Practice-Oriented · Technological

You have to work with the most diverse standards, rules and regulations daily – who is supposed to remember all this? On our knowledge platform you will find a selection of comprehensive documents, for the professional, relating to:

- ▶ Measuring
- ▶ Inspection
- ▶ Cleaning



Scan  
now!





Product Overview

Applications (depends on accessories)

Ventilation systems (round)	3"...6"
	6"...10"
	10"...16"

Ventilation systems (rectangular)
Ventilation systems (oval)

Features

Horizontal and vertical cleaning
Stainless steel compatible
Rotating cleaning tool
Push cleaning tool
Compressed air cleaning tool

Technical data

Length
Diameter
Digital distance counter
Weight
Thread type

• = included  
Brushes are not always included!  
Please check the scope of delivery for more details



Wöhler Compressed Air Cleaning	Wöhler Viper S / S PLUS	Wöhler Viper M / M PLUS	Wöhler Rotary Viper M10	Wöhler Rotary Viper M5
•	•		•	•
•		•	•	
•		•		
•			•	•
•	•			•
•	•	•	•	•
•	•	•		
•				
33' Compressed air hose	50' GRP Rod	50' / 66' GRP Rod	5' / 10' / 16' / 33' / 50'	50'
0.55"	0.18"	0.28"	0.6"	0.6"
•		•		
5.5 lbs	1.8 – 2.4 lbs	4 – 4.4 lbs	3 – 8 lbs	approx. 8 lbs
Compressed air connection	Female thread M5	Female thread M10	Female thread M10	Female thread M5

Buy now online!  
wohlerusa.com/Article no.



Accessories  
p. 105 ff.



Product Overview

Applications (depends on accessories)

Chimneys (diameter in inches)	to 5.5"
	5.5"...8"
	8"...16"
	over 16"
Flue gas lines (diameter in inches)	1.5"...6"
	6"...10"
	over 10"

Boilers
Connectors
Smoking chambers
Downpipes

Features

Horizontal and vertical cleaning
Top down sweeping
Stainless steel compatible
Rotating cleaning tool

Technical data

GRP-Rod	Length
	Diameter
Weight	
Threaded connector	Female thread

• = included  
Brushes are not always included!  
Please check the scope of delivery for more details



Wöhler Snap & Sweep® Regular		Wöhler Viper S / S PLUS		Wöhler Viper L	
Chimneys (diameter in inches)	to 5.5"		•		
	5.5"...8"	•			
	8"...16"	•		•	
	over 16"			•	
Flue gas lines (diameter in inches)	1.5"...6"		•		
	6"...10"	•		•	
	over 10"	•		•	
Boilers	•				
Connectors	•		•		•
Smoking chambers	•				
Downpipes	•		•		•
Features					
Horizontal and vertical cleaning	•		•		•
Top down sweeping	•		•		
Stainless steel compatible	•		•		•
Rotating cleaning tool	•				
Technical data					
GRP-Rod	Length	3' per rod	50'	50' / 66'	
	Diameter	1.4"	0.18"	0.35"	
Weight		0.7 lbs	1.8 – 2.4 lbs	9.5 – 11.7 lbs	
Threaded connector	Female thread	M10	M5	M10	

Buy now online!  
wohlerusa.com/Article no.



Accessories  
p. 105 ff.





# Wöhler Compressed Air Cleaning

Standard Set for Cleaning Ventilation Systems



- Application**
- Designed for compressed air cleaning
  - Operation with water possible
  - Cleaning of round & oval ventilation ducts up to 5" diameter
  - Cleaning of dryer vents
- Advantages**
- Combines bristles and compressed air to loosen stubborn soiling
  - Easy operation
  - Backwards rotating helicopter nozzle causes a forward movement

Technical data		
Compressed Air Hose	Length	23'
Helicopter Nozzle	Type	Backwards rotating
	Bristle length	4" each
Requirements on the compressor	Pressure	min. 70 psi
	Output	min. 14 CFM



Buy now online!  
wohlerusa.com/7560



# Wöhler Compressed Air Cleaning

Professional Set for Cleaning Ventilation Systems



- Application**
- Designed for compressed air cleaning
  - Cleaning of round & angular ventilation ducts
- Advantages**
- Easy operation of the Pneumatic Viper due to the belt clip
  - Suitable for large & small air ducts
  - Hose extension possible due to the hose reel

Technical data		
Pneumatic Viper	Length	33' (incl. hose)
	Weight	5 lbs
Digital Distance Measurement	Unit	feet or meter (ft or m)
	Resolution	0.1 ft
	Battery	3.6 V lithium battery
Requirements on the compressor	Pressure	min. 70 psi
	Output	min. 14 CFM

Wöhler Compressed Air Cleaning Professional Set	
Scope of delivery	Wöhler DH 420 Pneumatic Viper
	Compressed Air Hose 33'
	Compressed Air Hose Reel 66'
	Stop Valve
	Compressor Connection
	Compressed Air Whip
	Backwards Rotating Helicopter Nozzle
	Guidance Roller Ball
XXL Aluminium Case	
Article no. 7570	



Buy now online!  
wohlerusa.com/7570



# Wöhler DH 420 Pneumatic Viper

Cleaning of Ventilation Ducts



Various connection possibilities



Buy now online!  
wohlerusa.com/7580



**Application**

- Cleaning of ventilation ducts
- Cleaning of dryer vents
- Compressed air cleaning
- Suitable for use with water

**Advantages**

- Easy operation due to belt clip
- Cleaning of 33’ pipes & ducts
- Easy to push due to the glass fiber reinforced plastic hose
- Adjustable brake
- Digital Distance Counter

Technical data		
Viper	Weight	5 lbs (incl. hose)
	Hose length	33'
Requirements on the compressor	Pressure	min. 70 psi
	Output	min. 14 CFM

Wöhler DH 420 Pneumatic Viper			
Scope of delivery	Wöhler DH 420 Pneumatic Viper		
	Compressed Air Hose 33'		
	Stop Valve		
	Compressor Connection		
Article no.			7580

# Wöhler Viper S

Cleaning of small Ventilation Lines and Exhaust Pipes



**Application**

- Cleaning of:
- Pipes from 1.6" to 6"
  - Ventilation connectors
  - Small ventilation lines
  - Dryer vents
  - Small chimneys

**Advantages**

- GRP Rod with resistant coating
- Splash protection through protective housing
- Ergonomically shaped handle
- Belt clip for left and right handed users
- For mounting mini hole stars

Technical data	
Cage diameter	11"
Weight	1.8 lbs incl. 50' GRP Rod
Width	1.3"
Length	50'

Wöhler Viper S 50'			
Scope of delivery	Wöhler Viper S		
	GRP-Rod 0.18" / 50'		
	Stainless steel end pieces M5		
	Protection tube		
Article no.			2028

Buy now online!  
wohlerusa.com/2028





# Wöhler Viper M

Cleaning of Chimneys / Exhaust Pipes / Air Ducts



Application

- Cleaning of:
- Chimneys
  - Pipework
  - Ventilation ducts

Advantages

- GRP Rod with resistant coating
- Precisely adjustable freewheel brake
- Transport possibility for two additional stars
- Belt clip for sweeping and transport
- For mounting stars and brushes

Technical data	
Cage diameter	17"
Width	4"
Weight	4.4 lbs incl. 50' GRP Rod
Freewheel brake	precisely adjustable

Wöhler Viper M 50'	
Scope of delivery	Wöhler Viper M
	GRP Rod 0.28" / 50'
	Stainless steel end pieces M10
	Protection tube
Article no. 7649	

Wöhler Viper M 65'	
Scope of delivery	Wöhler Viper M
	GRP Rod 0.28" / 65'
	Stainless steel end pieces M10
	Protection tube
Article no. 7648	

# Wöhler Viper M PLUS

Cleaning of Ventilation Lines/Chimneys/Exhaust Pipes - with Digital Distance Counter



Application

- Cleaning of:
- Flue gas systems
  - Chimneys of up to 10"
  - Ventilation lines
  - Pipework

Advantages

- Digital Distance Counter
- Quick-change push head for easy changing of line stars
- GRP Rod with resistant coating
- Precisely adjustable freewheel brake and transport lock
- Transport possibility by star holder for two additional line stars
- Belt clip for sweeping and transporting
- For mounting stars and brushes

Technical data	
Cage diameter	17"
Width	4"
Weight	4.4 lbs incl. 50' GRP Rod
Freewheel brake	precisely adjustable
Resolution distance counter	0.1'

Wöhler Viper M PLUS 50'	
Scope of delivery	Wöhler Viper M PLUS
	Digital distance measurement
	GRP Rod 0.28" / 50'
	Stainless steel end pieces M10
Protection tube	
Article no. 3770	

Wöhler Viper M PLUS 65'	
Scope of delivery	Wöhler Viper M PLUS
	Digital distance measurement
	GRP Rod 0.28" / 65'
	Stainless steel end pieces M10
Protection tube	
Article no. 3790	



Buy now online!  
wohlerusa.com/P\_17



Buy now online!  
wohlerusa.com/P\_17





# Wöhler Viper L

Cleaning of Medium-Sized Chimneys



**Application**

- Cleaning of:
- Medium-sized chimneys
  - Pipework
  - Ventilation ducts

**Advantages**

- GRP Rod with resistant coating
- Very stable and therefore suitable for pushing very large stars
- Can be used as a pushing aid for Camera Trolley
- For mounting stars and brushes

Technical data	
Cage diameter	23"
Weight	9.5 lbs incl. 50' GRP-Rod
	11.7 lbs incl. 66' GRP-Rod
Brake	adjustable, additional transport lock

Wöhler Viper L 50'	
Scope of delivery	Wöhler Viper L
	GRP Rod 0.35" / 50'
	Stainless steel end pieces M10
	Protection tube
Article no. 9412	

Wöhler Viper L 65'	
Scope of delivery	Wöhler Viper L
	Digital distance measurement
	GRP Rod 0.35" / 65'
	Stainless steel end pieces M10
Protection tube	
Article no. 9413	



Buy now online!  
wohlerusa.com/P\_14



# Wöhler Rotary Viper M5

Cleaning of Ventilation Pipes / Dryer Vents



**Application**

- Cleaning of:
- Dryer vents
  - Ventilation ducts with round cross-section from 2.5"
  - Controlled residential ventilation
  - Tubes exposed to grinding dust

**Advantages**

- Very easy to bend due to compact head attachments:
  - Small strip brush head, Perlon 5.5"
  - Wiper head for the removal of grinding dust
- Off-grid operation with cordless screwdriver

Technical data	
Length	50'
Max. torque	Clockwise 3 Nm
	Counterclockwise 1.5 Nm
Internal thread	M5

Wöhler Rotary Viper M5	
Scope of delivery	Wöhler Rotary Viper M5 / 50'
	Brush head Perlon 5.5"
	Wipe head with two wiping cloths 5.5"
Article no. 4172	



Buy now online!  
wohlerusa.com/P\_13830



# Wöhler Rotary Viper M10

Cleaning of Ventilation Ducts / Exhaust Pipes



### Application

Cleaning of:

- Dryer vents
- Ventilation ducts
- Exhaust pipes

### Advantages

- CW / CCW rotation
- Due to a small end piece also applicable for smaller bends
- Very light weight 2.2 lbs
- Extremely flexible shaft
- Operation by cordless screwdriver

Technical data	
Length	5' / 10' / 16' / 33'
Coat	very flexible, Ø 0.6"
Threaded connection	internal M10
Tap for drill chuck	Ø 0.4"
Core	Ø 0.4" , CW / CCW rotation

Wöhler Rotary Viper M10 5'	
Scope of delivery	Wöhler Rotary Viper M10 / 5'
	Internal thread M10
	Dome Brush, Perlon 7"
Article no. 4882	

Wöhler Rotary Viper M10 10'	
Scope of delivery	Wöhler Rotary Viper M10 / 10'
	Internal thread M10
	Dome Brush, Perlon 7"
Article no. 4867	

Wöhler Rotary Viper M10 16'	
Scope of delivery	Wöhler Rotary Viper M10 / 16'
	Internal thread M10
	Dome Brush, Perlon 7"
Article no. 4832	

Wöhler Rotary Viper M10 16' - Set	
Scope of delivery	Wöhler Rotary Viper M10 / 10'
	Internal thread M10
	Dome Brush, Perlon 7"
	Dome Brush, Perlon 8"
	Dome Brush, Perlon 12"
Article no. 7511	

Wöhler Rotary Viper M10 33'	
Scope of delivery	Wöhler Rotary Viper M10 / 33'
	Internal thread M10
	Dome Brush, Perlon 7"
Article no. 4866	

Wöhler Rotary Viper M10 50'	
Scope of delivery	Wöhler Rotary Viper M10 / 50'
	Internal thread M10
	Dome Brush, Perlon 7"
Article no. 4880	



Buy now online!  
wohlerusa.com/P\_13820





# Wöhler Snap & Sweep® Regular

Easy Sweeping with Rotating Cleaning Tools



### Application

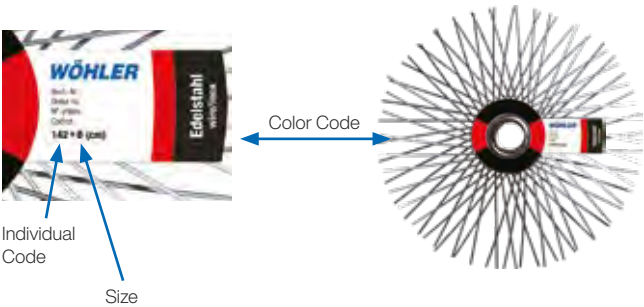
- Cleaning of:
- Stainless steel chimneys
  - Large chimneys
  - Ventilation ducts
  - Various cleaning tasks
  - Removal of creosote and blockages (e.g. bird nests)

### Advantages

- Effective cleaning through rotation
- Stable, robust and flexible
- Gentle cleaning with brushes and nylon wire
- One-man operation: You can easily do it yourself
- Snap-in quick connectors
- Operation with cordless screwdriver possible
- Variable number of rods for optimal control
- Convenient and clean transport in the carrying bag

Technical data	
Length	3.3' per rod
Connectors	Snap-in quick connectors

Wöhler Snap & Sweep® Regular	
Scope of delivery	Sweeping rods with snap-in quick connectors (10 pcs./each 3' long)
	Carrying Bag for rods
	Threaded Brush, Perlon 10"
	Protection bag for sweeping attachments
	Universal rotary head
	Nylon wires 12" (6 pcs.)
	Drill adaptor
Article no. 6898	







All Wöhler stars are marked with a label whose color combination gives you information about the material and degree of hardness. Save the label to order more stars of the same material.



Color	Material	Hardness and properties
Ⓢ	Stainless Steel Flat Wire (Not suitable for stainless steel pipes)	soft
Ⓛ		medium hard
Ⓡ		hard
Ⓟ		very hard, In galvanized version
Ⓢ	Stainless Steel Crimped Wire (For stainless steel pipes)	soft
Ⓛ		medium hard
Ⓡ		hard
Ⓟ	HT	soft (High Tech fiber for light sweeping, stable plastic bristles, heat tolerant up to approx. 482 °F)
Ⓡ	Perlon	soft (Plastic bristles for stainless steel pipes, heat tolerant up to approx. 122 °F)
Ⓟ	VA (Wire) corrugated	soft (for Star Brushes and Threaded Brushes)



IMPORTANT INFORMATIONS	
<b>Stainless Steel, Flat Wire</b> Premium Flat wire for harder deposits in masonry / tile Chimneys	
<b>Stainless Steel, Crimped Wire</b> Thin Stainless Steel Wires that have been crimped. Excellent for soft to medium soot in all chimneys.	
<b>Perlon</b> Black Plastic Fiber for light condition sweeping in Stainless Steel chimneys. Heat tolerant to 122 °F	

Buy now online!  
wohlerusa.com/P\_15210










Stars / Brushes Ventilation Lines, Chimneys and Exhaust Pipes			Article no.
	<b>Threaded Brush, HT</b> with M5 thread only compatible for Wöhler Viper S		
	●	3"	14607
	●	4"	14610
	●	5"	14613
	●	6"	14615
	●	8"	14620
	<b>Threaded Brush Kit, HT</b> only compatible for Wöhler Viper S		
	●	4" / 6" / 8"	8181
	●	3" / 4" / 5" / 6" / 8"	8182
	<b>Threaded Brush, PEK</b> with M10 thread		
	●	6"	18815
	●	8"	18820
	●	10"	18825
	<b>Threaded Brush, Perlon</b> with M10 thread		
	●	6"	18715
	●	8"	18720
	●	10"	18725
	●	12"	18730
	●	14"	18735
	●	16"	18740
	●	20"	18750
	●	24"	18760
	<b>Threaded Brush Kit, Perlon</b> with M10 thread		
	●	8" / 10" / 12" / 14"	5529
	<b>Push-head brush, Perlon</b> with M 10 thread		
	●	8" x 8"      3 layers	8711
	●	8" x 13"     3 layers	8712
	●	13" x 13"    3 layers	8713




Stars / Brushes Ventilation Lines, Chimneys and Exhaust Pipes			Article no.
	<b>Star, Perlon</b>		
	●	6"	13715
	●	8"	18720
	●	10"	13725
	●	12"	13730
	●	16"	24
	●	24"	3141
	<b>Dome Brush, Perlon</b> with M10 Thread		
	●	3"	7146
	●	4"	7147
	●	5"	1458
	●	6"	7150
	●	7"	1466
	●	8"	7164
	●	10"	7102



Stars / Brushes Ventilation Lines			Article no.
	<b>Mini Hole Star, HT</b> only compatible for Wöhler Viper S		
	●	3"	15907
	●	4"	15910
	●	5"	15913
	●	6"	15915
	●	8"	15920
	<b>Star Set, HT</b>		
	●	2 x 6" / 4 x 7.8" / 2 x 9.8"	3100



Stars Chimneys and Exhaust Pipes		Article no.
	<b>Star, Stainless Steel, Flat Wire</b>	
	⌀ 6"	14015
	⌀ 8"	14120
	⌀ 10"	14125
	⌀ 12"	14130
	⌀ 14"	14135
	⌀ 16"	14140
	⌀ 20"	13350
	⌀ 24"	13360
	⌀ 32"	13380
	<b>Star Kit, Stainless Steel</b>	
	⌀ 3 x 8" ⌀ 6 x 10" / 6 x 12"	3709
	<b>Star, VA-Stainless Steel, Crimped Wire</b>	
	⌀ 6"	14315
	⌀ 8"	14320
	⌀ 10"	14325
	⌀ 12"	14330
	⌀ 16"	3837

Brushes Chimneys and Exhaust Pipes		Article no.
	<b>Threaded Brush, Stainless Steel, Flat Wire</b> with M10 thread	
	⌀ 10" / 2 layers	18525
	⌀ 12" / 2 layers	18530
	⌀ 14" / 2 layers	18535
	<b>Threaded Brush, Stainless Steel, Flat Wire</b> with M10 thread	
	⌀ 8" / 2 layers	17920
	⌀ 6" / 3 layers	17415
	⌀ 8" / 3 layers	17420
	⌀ 10" / 3 layers	17425
	⌀ 12" / 3 layers	17430
	⌀ 14" / 3 layers	17435
	<b>Threaded Brush, Stainless Steel, Crimped</b> with M10 thread	
	⌀ 8"	19120
	⌀ 10"	19125
	⌀ 12"	19130
	⌀ 20"	19150
	⌀ 24"	19160

Stars / Brushes Ventilation Lines		Article no.
  	<b>Brush head, Perlon</b> for Wöhler Rotary Viper M5 5.5"	4169
	<b>Wiping cloths</b> for Wöhler Rotary Viper M5 6" 10 pcs.	4185
	<b>Adaptor wipe head</b> for fixing wiping cloths to Wöhler Rotary Viper M5	4139

GRP-Rod Ventilation Lines, Chimneys and Exhaust Pipes		Article no.
	<b>GRP-Rod</b> with 2 stainless steel end pieces, M10 internal thread 0.35" / 50' / red	7015
	0.35" / 65' / red	7020
	0.35" / 50' / black	9015
	0.35" / 65' / black	9020
	0.43" / 164' / yellow	4350
	<b>GRP Rod Repair Kit</b> with stainless steel end piece, screws and allen wrench for GRP Rod 0.2"	3687
	for GRP Rod 0.28"	3696
	for GRP Rod 0.35"	3690
	for GRP Rod 0.43"	3691










Accessories		Article no.
	<b>Mini Chimney Sweeper Dolls</b> 500 pcs.	411



Viper and Brush Adapter Ventilation Lines, Chimneys and Exhaust Pipes		Article no.
	<b>Adapter STST 3" / 8"</b> with M10 inner thread to adapt Wöhler brushes to rods	8520
	<b>Rod connector 0.9" / 2.75"</b> with M10 inner thread	8524
	<b>Brass Rod Connector</b> with double-sided thread M10 for connecting several GRP Rods	1454
	<b>Star Holder</b> 1"	7979
	with M12 thread	39753
	<b>Brake Adjustment Knob</b> for handy viper	52388
	<b>Protection Hose</b> for sweeper coil 30"	9417
	<b>Viper Rubber Feet</b>	37703
	<b>Guidance End Ball</b> with threaded pin M5 for GRP Rod 0.18", to hold Stars PEK	8063

Accessories Compressed Air / Water Cleaning for Ventilation Lines		Article no.
	<b>Brush head, Perlon</b> for Wöhler Rotary Viper M5 5.5"	7552
	<b>Wöhler Helicopter Nozzle</b> backwards rotating  appropriate for compressed air cleaning, combined with brushes and blast pipe effect for persistent contamination in small ducts.	7556
	<b>Wöhler Helicopter Nozzle</b> forward rotating appropriate for compressed air cleaning, combined with brushes and blast pipe effect for persistent contamination in small ducts	7557
	<b>Wöhler Compressed Air Whip with 7 ends</b> Inside Ø 2.0 mm 1.6' long Particular suitable for bigger pipe diameters	7562
	<b>Compressed Air Cleaning Hose Reel</b> 65' 5' connecting hose, adapter plug	7565
	<b>Wöhler Sealing Set</b> ealing bladder size 3 for Ø 4 - 9.8" and size 5 for Ø 7.9" - 15.7", with release valve	7506
	<b>Aluminium Case XXL</b> made of aluminium, pilot case shape 18.9" x 10.6" x 18.9"	5824



Snap & Sweep® Regular Chimneys and Exhaust Pipes					Article no.
	<b>Cleaning Rod</b> Wöhler Snap & Sweep® Regular with snap-in quick connectors 3"				1222
	<b>Wöhler Snap &amp; Sweep® Regular</b> Set "Chimney" Sweeping rods with snap-in quick connectors (10 pcs. / each 3' long), Carrying bag for rods, Threaded brush, Perlon 10", Protection bag for sweeping attachments, Universal rotary head, Nylon wires 12" (6 pcs.), Drill adaptor, Sweeping rod with handle (2')				6898
	<b>Universal Rotary Head</b> for Wöhler Snap & Sweep® with snap in connectors				8786
	<b>Stainless Steel Chain</b> for Wöhler Snap & Sweep® 0.1" / 6 pcs.				
	6"				24466
	10"				24467
	<b>Nylon Wire</b> for Wöhler Snap & Sweep® 0.1" / 6 pcs.				
	12"				24468
	20"				24469
	<b>Perlon Brush</b> for Wöhler Snap & Sweep®				
	6"	0.02"	2 layers	for larger boiler service	14415
	7"	0.03"	2 layers	for larger boiler service	14418
	8"	0.03"	2 layers	for larger boiler service	14420
	10"	0.03"	2 layers	for larger boiler service	14425
	12"	0.04"	2 layers	for larger boiler service	14430
	14"	0.05"	2 layers	for larger boiler service	14435
	16"	0.08"	4 layers	for larger boiler service	15440
	<b>Drill Adaptor</b> for Wöhler Snap & Sweep® for cordless screwdriver				2942
	<b>Carrying Bag</b> for Wöhler Snap & Sweep® rods				61062
	<b>Protection Bag</b> for sweeping attachments				55703





# The Wöhler Academy Team

qualified - practice-oriented - technophile



**Greg Elliott**  
Vice President,  
COO



**Troy Rozumek**  
Northeast Regional  
Sales Manager



**Scott J. Case**  
West Coast Regional  
Sales Manager



**Noah Campbell**  
Mid Atlantic Regional  
Sales Manager



**Anthony Garland**  
Canadian  
Sales Manager



### Hunger for knowledge

We have been building up knowledge for over 90 years. We learn, bundle and share our knowledge and experience from development to practical application. This has brought us to where we are today: We know the professional craftsmanship and know what is important.

### Close to the practice

Our product offerings are constantly evolving as we listen to the needs of you, the customer. Whether you are a homeowner, new business owner, or experienced professional, we will be there to insure you have the right equipment for the job.

### Technical experts

All our application knowledge can be found in our products but also in service, in customer care and in the entire area of further education and training.

### Contact us for a training!

Phone: +1 978 750 9876  
Email: [info@Wohlerusa.com](mailto:info@Wohlerusa.com)  
[www.wohlerusa.com](http://www.wohlerusa.com)

# Individual Online Training

Application and Product Knowledge

### Online Training

- Basic background knowledge on the desired topic
- Practical application is shown via webcam
- Preparation for implementation in everyday work
- Brief overview of standards and laws
- Answering questions and solving difficulties

Simply contact us to arrange your personal online training free of charge!

### Web-Seminars

- Digital learning, no matter from which place
- Gain insight into the subject and application
- Expand your expertise
- Download additional materials
- Get a Participation Certificate

If you have any questions, we will be happy to help you



Contact us!  
[wohlerusa.com/academy](http://wohlerusa.com/academy)



[wohlerusa.com/Web-Seminars](http://wohlerusa.com/Web-Seminars)





[www.wohlerusa.com](http://www.wohlerusa.com)

***WÖHLER***

**Wohler USA Inc.**

208 S Main Street · Middleton, MA 01949

**Phone:** +1 978 750 9876 · **Fax:** +1 978 750 9799 · **Email:** [info@wohlerusa.com](mailto:info@wohlerusa.com)