

OPTA

Ergonomic
Stereo Microscope



QUALITY
FOCUSED

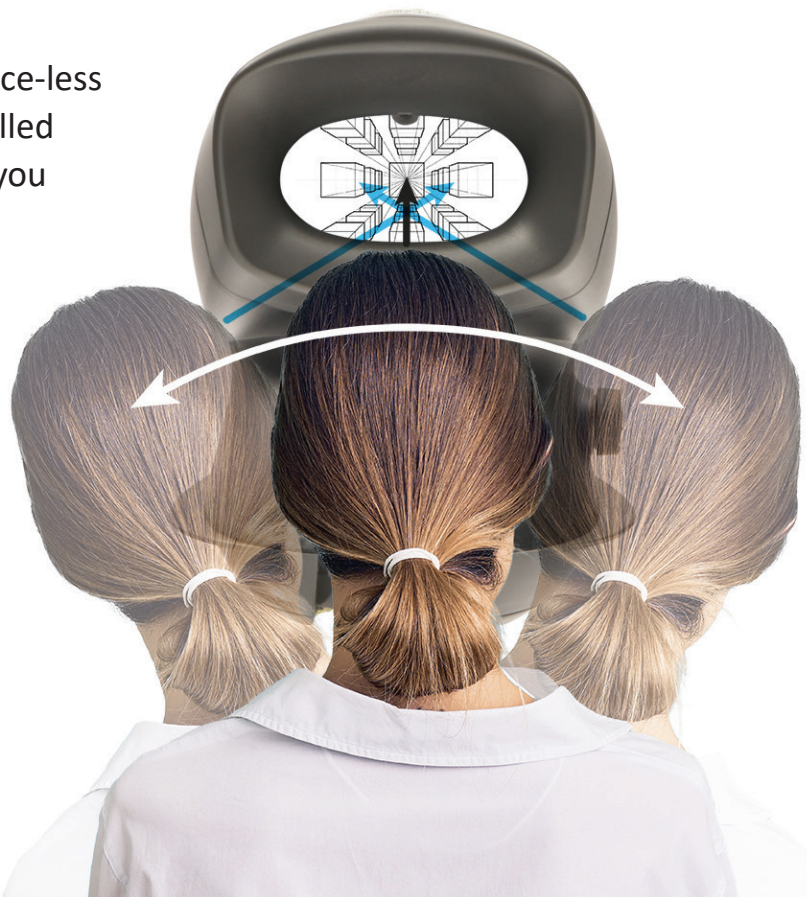
OPTA is the high quality stereo microscope designed to enhance operator performance in a wide range of magnification tasks. It offers exceptional value, ensuring efficiency and effectiveness without compromising on excellence.

With OPTA, efficiency meets precision in every detail:

- Spot intricate details and defects swiftly with incredible clarity.
- Stay focused for extended periods, improving productivity.
- Effortlessly handle even the tiniest subjects with ease and precision.



OPTA's innovative eyepiece-less design delivers an unrivalled 3D stereo view, offering you the ability to examine objects from multiple angles with unmatched clarity and precision.



Efficiency Gains



Ergonomic



Glasses free




Hand Eye
Coordination



Long working
distance



3D View




Electronics

Experience unparalleled precision in electronics inspection and rework with OPTA. The patented optical viewing head offers a 3D perspective, improving hand-eye coordination and minimizing operator fatigue.



Plastics and Rubber

Ensure quality and efficiency in the production and inspection of rubber seals, packaging, and closures with OPTA. It enables long working distance - indispensable for tasks like flash removal from injection molding processes.



Precision Engineering

Perfect your inspection tasks with OPTA's crystal-clear stereo view and ergonomic design. Whether its component finishing, detecting defects in anodizing or hardening, or welding tools for deburring, our solution ensures optimal performance with minimal strain on operators.



Dental Laboratories

OPTA is ideal for inspecting dental frameworks for quality, precision, and fit. The high-quality optics and built-in illumination allow detailed inspection, essential for accurate dental restorations. The eyepiece-less design allows for easy set-up and switching between users making it a practical tool in the lab.



Education and Training

The ergonomic design of OPTA allows for comfortable use and easy switching between users without the need for adjustment. This makes it ideal for hands-on learning and quick observation change. Given the crystal-clear stereo view, the OPTA is perfect for teaching and training in scientific and industrial applications.





OPTA

The Ergonomics of Eyepiece-less Design

Perfect Stereo View with Depth Perception:

Experience precision and depth in inspections, enhancing accuracy and efficiency.

Effortless Setup and User-Friendly Interface:

Quick setup and intuitive controls allows seamless transitions between users, saving valuable time and resource.

Improved Hand-to-Eye Coordination:

Enhance task execution with better coordination, leading to more accurate results and increased productivity.

Combat Fatigue for Sustained Focus:

Reduce eye strain and fatigue with OPTA's ergonomic design, enabling sustained focus over time and minimizing errors.

Comfortable and Adaptable Design:

Stay comfortable during extended use with OPTA's ergonomic features allowing you to work with safety or corrective eye wear.

Good Ergonomic Working Makes Good Economic Sense

By prioritizing ergonomics with OPTA, you are investing in the long-term success of your business. Studies consistently show that ergonomic improvements in work environments leads to direct business benefits; reducing costs and increasing productivity.

Images viewed in the eyepiece are simulated for illustrative purposes only.



Specifications


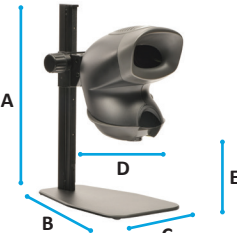
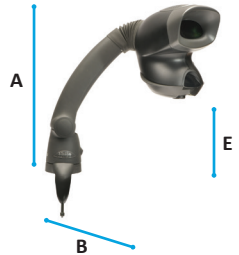
Optical Data

Objective lens	Working distance	Field of view
4x	96mm (3.78")	27.5mm (1.08")
6x	73mm (2.87")	19.2mm (0.76")

Illumination Data

Source	Brightness	Color Temperature	Life
Light intensity measured at subject plane with color correction filters			
20 LEDs	9,400 LUX	~7000k	Up to 10,000 hours

Stand Options

	Crescent stand	Square stand	Universal arm
			
Maximum Dimensions	Offers open space clear for working and easy to clean	Tough metal base for working on, low profile base for user comfort	Versatile 'lift and lower' universal stand enables easy swinging in and out of position when needed
A Workbench to top of head	533mm (20.98")	533mm (20.98")	605mm (23.82")
B Length	250mm (9.84")	406mm (15.98")	454mm (17.87")
C Width	500mm (19.69")	250mm (9.84")	-
D Throat, optical axis to column	240mm (9.45")	240mm (9.45")	-
E Work surface to bottom of head	297mm (11.69")	285mm (11.22")	320mm (12.60")
Base height	-	12mm (0.47")	-

Part Numbers

MOS001	OPTA + X4 obj	crescent base track stand kit
MOS002	OPTA + X6 obj	crescent base track stand kit
MOS003	OPTA + X4 obj	square base track stand kit
MOS004	OPTA + X6 obj	square base track stand kit
MOS005	OPTA + X4 obj	universal stand kit
MOS006	OPTA + X6 obj	universal stand kit

VISION ENGINEERING + OUR DIFFERENCE

Vision Engineering Ltd. has been designing and manufacturing high quality ergonomic microscopes, digital instruments, inspection, contact and non-contact measuring systems for over 60 years.

Innovation

With a philosophy of design innovation, Vision Engineering holds world patents for a number of optical / digital techniques, significantly improving viewing ergonomics and enabling customer quality and productivity improvements. In 2020, we were awarded a Queen's Award for Enterprise in the Innovation category, for our high tech ergonomic optical inspection microscope Lynx EVO.

To see our focused quality, please contact your Vision Engineering branch, local authorized distributor, or visit our website: visioneng.us.

Quality

Vision Engineering prides itself on quality products, electronics, mechanics and optics and is certified for the quality management system ISO 9001:2015. We are also now a UKAS accredited calibration laboratory, after attaining ISO 17025:2017. Quality is as important to us as it is to our customers. Our systems have proved themselves many times over and are chosen by the world's leading companies.

Global

Vision Engineering has manufacturing and design facilities in the UK and USA, plus sales and support offices throughout Europe, the Americas, the Far East, and Asia. We support our customers with close technical and service support anywhere in the world.

Vision Engineering Ltd.
(UK Manufacturing & Commercial)
The Freeman Building, Galileo Drive, Send, Surrey, GU23 7ER, UK
T +44 (0) 1483 248300
E generalinfo@visioneng.co.uk

Vision Engineering Ltd.
(Central Europe)
Anton-Pendele-Str. 3, 82275 Emmering, Deutschland
T +49 (0) 8141 40167-0
E info@visioneng.de

Nippon Vision Engineering (Japan)
272-2 Saedo-cho, Tsuduki-ku, Yokohama-shi, Kanagawa 224-0054, Japan
T +81 (45) 935 1117
E info@visioneng.jp

VE Quality Instrumentation Pvt. Ltd (India)
T +91 (0) 80-5555-33-60
E info@visioneng.co.in

Vision Engineering (Malaysia)
P-03A-20, Impian Meridian, Jalan Subang 1, USJ 1, 47600 Subang Jaya, Selangor Darul Ehsan, Malaysia
T +604-619 2622
E info@visioneng.asia

Vision Engineering Inc.
(NA Manufacturing & Commercial)
570 Danbury Road, New Milford, CT 06776, USA
T +1 (860) 355 3776
E info@visioneng.com

Vision Engineering Ltd. (Italia)
Via G. Paisiello 106 20092 Cinisello Balsamo MI, Italia
T +39 02 6129 3518
E info@visioneng.it

Vision Engineering (China)
Room 904B, Building B, No.970, Nanning Road, Xuhui Vanke Center Shanghai, 200235, P.R. China
T +86 (0) 21 5036 7556
E info@visioneng.com.cn

Vision Engineering (Mexico)
T 800 099 5325
E infomx@visioneng.com

Vision Engineering (Latin America)
E infomx@visioneng.com

Vision Engineering (Brazil)
E info@visioneng.com.br

Vision Engineering Technology Centre
16 Technology Drive, Unit 148, Irvine, CA 92618, USA
T + 1 (800) 644 7264 (Toll free)
E info@visioneng.com

Vision Engineering Ltd. (France)
ZAC de la Tremblaie, Av. de la Tremblaie 91220 Le Plessis Paté, France
T +33 (0) 160 76 60 00
E info@visioneng.fr

Vision Engineering (Costa Rica) Centro
Coyol Innovación y Servicios 50 mts Sur de Riteve Coyol, Alajuela
T 0.800.0320059
E info@visioneng.com



FM 557119

Vision Engineering Ltd. has been certified for the quality management system ISO 9001:2015

Sales Partner



Disclaimer - Vision Engineering Ltd. has a policy of continuous development and reserves the right to change or update, without notice, the design, materials or specification of any products, the information contained within this brochure/datasheet and to discontinue production or distribution of any of the products described. EO&E: Errors and omissions excepted.