



CSP 9160A CURRENT SENSOR PROBE 9 kHz to 250 MHz



CSP 9160A

The CSP 9160A is a broadband RF current sensor probe as defined in CISPR 16-1-2. Beside the compliance measurements of asymmetrical disturbance currents as e.g. required in CISPR 16-2-1, CISPR 15, CISPR 25 and CISPR 32, the probe can be used in a number of diagnostic applications to measure superimposed RF currents flowing in conductors, or cable harnesses.

A convenient feature of the CSP 9160A is that, from 100 kHz to 120 MHz, it has a flat frequency response with a 0 dB transducer factor, allowing voltage measurements to be read as current, directly without any correction. The probe can be easily and quickly clipped around the cable under test and the RF currents measured using an oscilloscope, spectrum analyzer, or EMI receiver. Its large aperture (25.4 mm) can accommodate most cables and can handle power lines with currents up to 50 amps.

The CSP 9160A can be used as current monitor for the precise setting of the current value for magnetic field testing in the range 9 kHz to 150 kHz of IEC 61000-4-39.

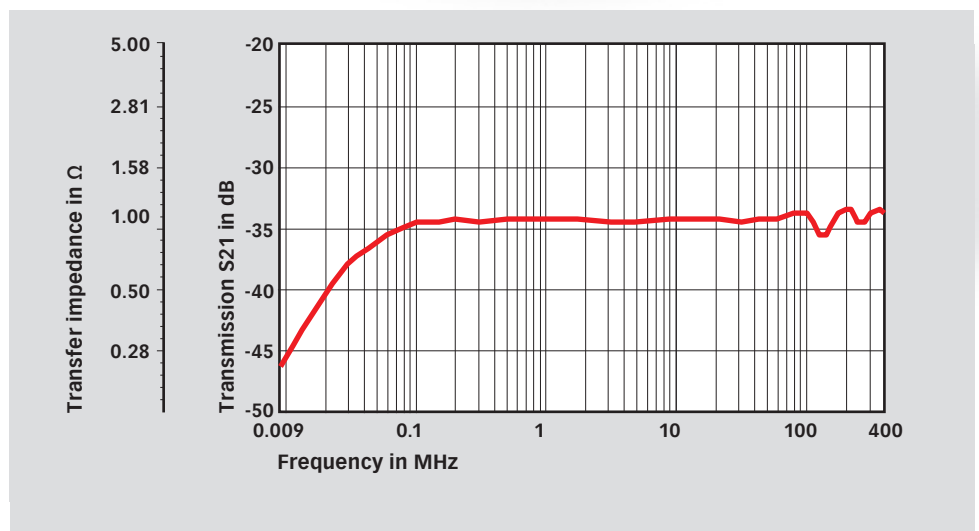
- As defined in CISPR 16-1-2
- Suitable for emission measurements per CISPR 16-2-1, CISPR 15, CISPR 25 and CISPR 32
- Suitable for IEC 61000-4-39, range 9 kHz to 150 kHz
- Flat frequency response
- Ruggedly designed

Technical specifications

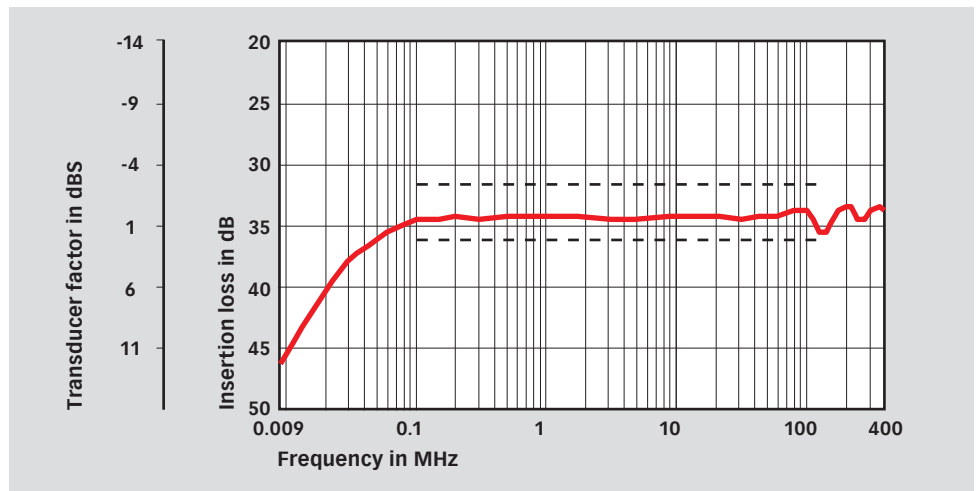
Frequency range:	9 kHz to 250 MHz
Insertion loss:	34 dB \pm 2 dB (50 Ω system, 100 kHz to 120 MHz) typical \pm 1 dB, see also the graphs
Transfer impedance, transducer factor:	as given in the graphs
Insertion impedance:	<1 Ω
Signal output:	BNC socket
Max. primary current (aperture)	50 A _{RMS} (CW), DC – 60 Hz 1.5 A _{RMS} (CW), 9 kHz - 250 MHz
Classification:	Indoor use only
Operating temperature:	0°C to +40°C
Storage and transport temperature:	-10°C to +60°C
Relative humidity:	up to 90% (no moisture condensation)
Window diameter (aperture):	25.4 mm
Dimensions (L x H x W) in mm:	105 x 80 x 38
Weight:	approx. 525 g
Dimensions of the storage case in mm:	260 x 70 x 210
Weight:	approx. 350 g

CSP 9160A CURRENT SENSOR PROBE 9 kHz to 250 MHz

Typical transfer impedance and transmission S21



Typical transducer factor and insertion loss, *** limit

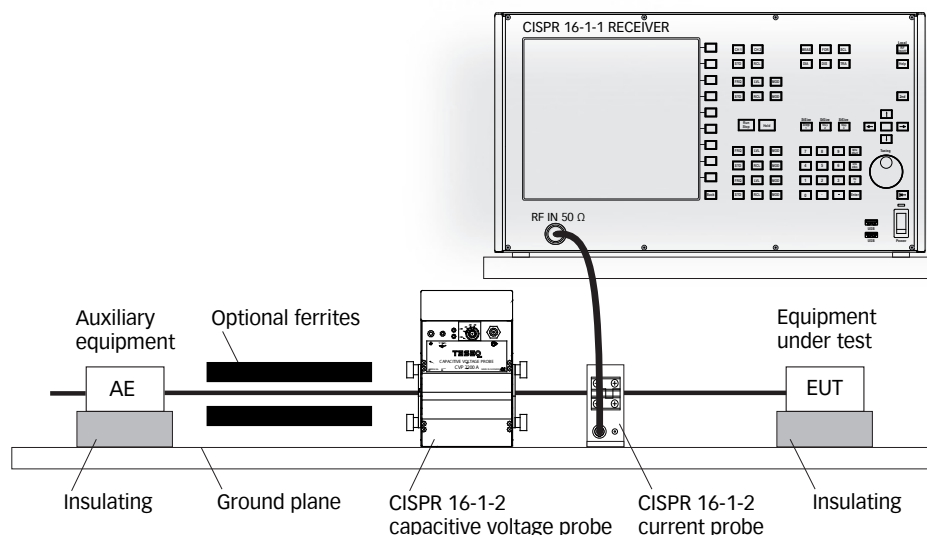


CSP 9160A CURRENT SENSOR PROBE 9 kHz to 250 MHz



CSP 9160A in storage case

Test set-up example according CISPR 22 and CISPR 32 with capacitive voltage probe and current probe



Model No. and options

Part number	Description
347-050	CSP 9160A Current sensor probe, 9 kHz to 250 MHz, CISPR 16-1-2, in storage case
97-347-050	CSP 9160A-TC Traceable calibration (ISO17025)
98-347-050	CSP 9160A-ACC Accredited calibration (ISO17025)
252075	PCJ 9160 Calibration jig for CSP 9160
252052	PCJ 9201B Calibration jig for current probes, meets ISO 11452-4 ,RTCA/DO-160 section 20, MIL-STD-461 and IEC/EN 61000-4-6
252090	FIX MDP 4070 Positioning fixture for MD 4070, MDC 4070, MDP 4070, CSP 9160 in PCJ 9201

AMETEK CTS Europe GmbH
Landsberger Str. 255 · 12623 Berlin · Germany
T + 49 30 56 59 88 35 F + 49 30 56 59 88 34
customercare.cts@ametek.com
www.ametek-cts.com

© January 2021 Teseq®
Specifications subject to change without notice.
Teseq® is an ISO-registered company. Its products are designed and manufactured under the strict quality and environmental requirements of the ISO 9001. This document has been carefully checked. However, Teseq® does not assume any liability for errors or inaccuracies.

82-347-050 E02 January 2021