


30mm Illuminated Metal Operators

UL
C US
E225660



Certified for
NEMA Type 4X
12 environment.

Flush Illuminated Momentary



Note:

All LED illuminated actuators and pilot lights at a specified voltage will operate on AC and DC.
Except for 110V and 230V specify AC or DC type.



Replacement bulbs
available.
See page 54.



Color Voltage Cat No.

24V AC/DC (filament bulb)

White	24V AC/DC	ALF1-024
Green	24V AC/DC	ALF3-024
Red	24V AC/DC	ALF4-024
Amber	24V AC/DC	ALF5-024
Blue	24V AC/DC	ALF6-024
Clear	24V AC/DC	ALF7-024
Yellow	24V AC/DC	ALF8-024

48V AC/DC (filament bulb)

White	48V AC/DC	ALF1-048
Green	48V AC/DC	ALF3-048
Red	48V AC/DC	ALF4-048
Amber	48V AC/DC	ALF5-048
Blue	48V AC/DC	ALF6-048
Clear	48V AC/DC	ALF7-048
Yellow	48V AC/DC	ALF8-048

110V AC/DC (filament bulb)

White	110V AC/DC	ALF1-110
Green	110V AC/DC	ALF3-110
Red	110V AC/DC	ALF4-110
Amber	110V AC/DC	ALF5-110
Blue	110V AC/DC	ALF6-110
Clear	110V AC/DC	ALF7-110
Yellow	110V AC/DC	ALF8-110

230V AC (filament bulb)

White	230V AC	ALF1-230
Green	230V AC	ALF3-230
Red	230V AC	ALF4-230
Amber	230V AC	ALF5-230
Blue	230V AC	ALF6-230
Clear	230V AC	ALF7-230
Yellow	230V AC	ALF8-230

230V DC version is available on request.

24V AC/DC (LED bulb)

White	24V AC/DC	ALF1LB-024
Green	24V AC/DC	ALF3LB-024
Red	24V AC/DC	ALF4LB-024
Amber	24V AC/DC	ALF5LB-024
Blue	24V AC/DC	ALF6LB-024
Clear	24V AC/DC	ALF7LB-024
Yellow	24V AC/DC	ALF8LB-024

48V AC/DC (LED bulb)

White	48V AC/DC	ALF1LB-048
Green	48V AC/DC	ALF3LB-048
Red	48V AC/DC	ALF4LB-048
Amber	48V AC/DC	ALF5LB-048
Blue	48V AC/DC	ALF6LB-048
Clear	48V AC/DC	ALF7LB-048
Yellow	48V AC/DC	ALF8LB-048

110V AC/DC (LED bulb)

White	110V AC	ALF1LB-110
Green	110V AC	ALF3LB-110
Red	110V AC	ALF4LB-110
Amber	110V AC	ALF5LB-110
Blue	110V AC	ALF6LB-110
Clear	110V AC	ALF7LB-110
Yellow	110V AC	ALF8LB-110

230V AC* (LED bulb)

White	230V AC*	ALF1LB-230
Green	230V AC*	ALF3LB-230
Red	230V AC*	ALF4LB-230
Amber	230V AC*	ALF5LB-230
Blue	230V AC*	ALF6LB-230
Clear	230V AC*	ALF7LB-230
Yellow	230V AC*	ALF8LB-230

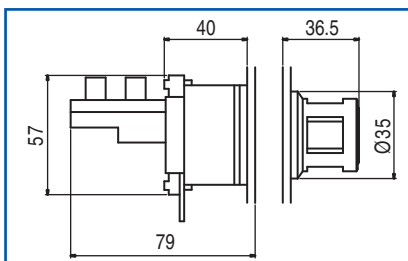
*230V DC version is available on request.

30mm Illuminated Metal Operators

Dimensional Drawings

All dimensions shown in millimeters.
To convert to inches multiply by 0.03937

Flush Illuminated Momentary



Contact Elements

Description

1 Normally Open + 1 Normally Closed
Silver Contacts


Cat. No.

S11

2 Normally Open + 2 Normally Closed
Silver Contacts

S11 + S12

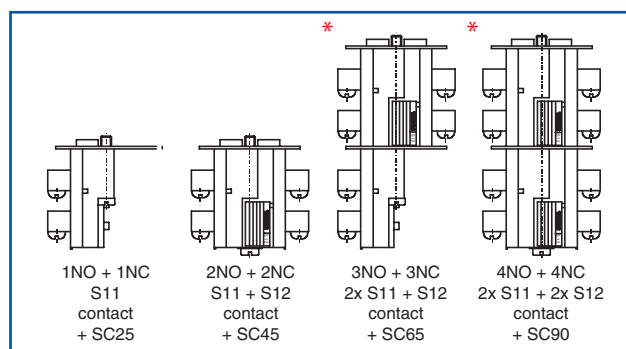
For additional contacts, see diagram at right.



Contact Installation Screws

Type	Dimensions	Used with
SC25	M4 x 25 mm	S11
SC45	M4 x 45 mm	S11 + S12
SC65	M4 x 65 mm	2x S11 + S12
SC90	M4 x 90 mm	2x S11 + 2x S12

* When using more than two contact blocks, additional screws must be purchased separately (SC65 and SC90).



Exploded Assembly View

Up to 4 contact blocks may be installed on any Illuminated actuator. This will give the user up to 2 NO and 2 NC contacts.

