

30mm Metal Push Buttons

The Altech 30mm Push Button line include a complete selection of push buttons, pilot lights and selector switches and accessories. All properly assembled devices are UL and CE Recognized and they certified for NEMA type 4X applications. An internal seal provides watertight integrity and all components are corrosion resistant materials.

Our contact blocks are color coded for an easy assembly and identification (Red=S11, Yellow=S12). Illuminated or Non-Illuminated push buttons in various colors are available for quick delivery.

Selector Switches are available in a 2 or 3 position styles with and option for momentary or maintained function. The pilot lights are full voltage and LED and filament bubs are interchangeable.

Cast aluminum control stations are available to your specifications.


These Ø 30 control devices can be mounted in any position in panels of 1 to 6 mm (.039 - .236 in.) thickness.

30mm Non-Illuminated Metal Operators



Certified for
NEMA Type 4X
12 environment.

Flush Non-Illuminated Momentary



Color	Function	Cat No.
<input type="checkbox"/> White	Momentary	AF1
<input checked="" type="checkbox"/> Black	Momentary	AF2
<input checked="" type="checkbox"/> Green	Momentary	AF3
<input checked="" type="checkbox"/> Red	Momentary	AF4
<input checked="" type="checkbox"/> Blue	Momentary	AF6
<input checked="" type="checkbox"/> Yellow	Momentary	AF8

Booted Momentary



Color	Function	Cat No.
<input type="checkbox"/> White	Momentary	AB1
<input checked="" type="checkbox"/> Black	Momentary	AB2
<input checked="" type="checkbox"/> Green	Momentary	AB3
<input checked="" type="checkbox"/> Red	Momentary	AB4
<input checked="" type="checkbox"/> Blue	Momentary	AB6
<input checked="" type="checkbox"/> Yellow	Momentary	AB8

Projecting Momentary



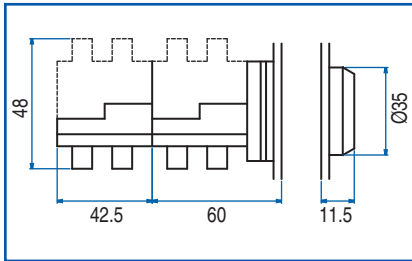
Color	Function	Cat No.
<input type="checkbox"/> White	Momentary	AP1
<input checked="" type="checkbox"/> Black	Momentary	AP2
<input checked="" type="checkbox"/> Green	Momentary	AP3
<input checked="" type="checkbox"/> Red	Momentary	AP4
<input checked="" type="checkbox"/> Blue	Momentary	AP6
<input checked="" type="checkbox"/> Yellow	Momentary	AP8

30mm Non-Illuminated Metal Operators

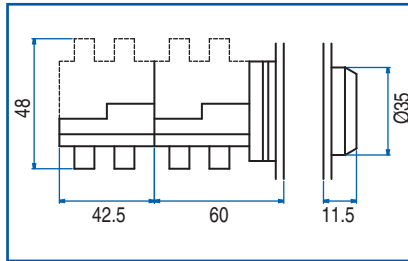
Dimensional Drawings

All dimensions shown in millimeters.
To convert to inches multiply by 0.03937

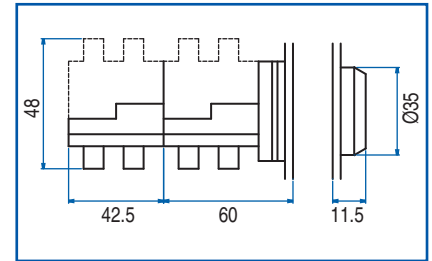
Flush Momentary



Booted Momentary



Projecting Momentary



Contact Elements

Description

1 Normally Open + 1 Normally Closed
Silver Contacts


2 Normally Open + 2 Normally Closed
Silver Contacts

For additional contacts, see diagram at right.

Cat. No.

S11

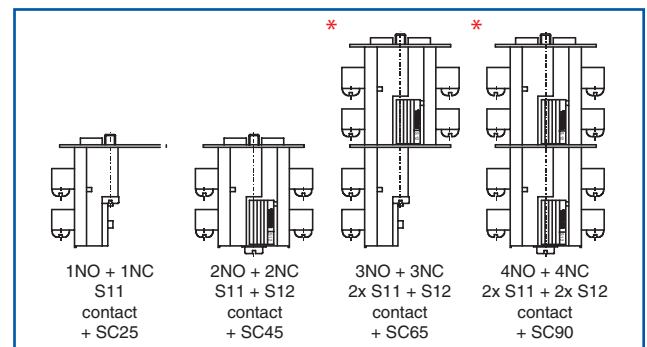
S11 + S12



Contact Installation Screws

Type	Dimensions	Used with
SC25	M4 x 25 mm	S11
SC45	M4 x 45 mm	S11 + S12
SC65	M4 x 65 mm	2x S11 + S12
SC90	M4 x 90 mm	2x S11 + 2x S12

* When using more than two contact blocks, additional screws must be purchased separately (SC65 and SC90).



Exploded Assembly View

Up to 4 contact blocks may be installed on any non-illuminated actuator. This will give the user up to 4 NO and 4 NC contacts.

