

# 22mm Non-Illuminated Metal Selector Switch Operators



Certified for  
**NEMA Type 4X**  
12 environment.

## Key Selector

with mounting bracket



Other key combinations and colors are available on request.  
All keys are "keyed alike". Different keys are available on request.

Color	Description	Key Removal	Cat No.
-------	-------------	-------------	---------

Black	Maintained	Left/Right	2AK2-01
Black	Maintained	Left	2AK2-02
Black	Maintained	Right	2AK2-03
Black	Spring Return	Left	2AK2-04
Black	Maintained	Left/Right	2AK2-05
Black	Maintained	All	2AK2-06
Black	Maintained	Center	2AK2-07
Black	Spring Return	Center	2AK2-08
Black	Spring Return	Center	2AK2-09
Black	Spring Return	Center	2AK2-10
Black	Maintained	Left	2AK2-11




Replacement Key

2KY455

## Selector

with mounting bracket



Other colors are available on request.

Color	Description	Cat No.
-------	-------------	---------

Black	Maintained	2AS2-1
Black	Spring Return	2AS2-2
Black	Maintained	2AS2-3
Black	Spring Return	2AS2-4
Black	Spring Return	2AS2-5
Black	Spring Return	2AS2-6

## Extended Selector

with mounting bracket



Other colors are available on request.

Color	Description	Cat No.
-------	-------------	---------

Black	Maintained	2AS2E-1
Black	Spring Return	2AS2E-2
Black	Maintained	2AS2E-3
Black	Spring Return	2AS2E-4
Black	Spring Return	2AS2E-5
Black	Spring Return	2AS2E-6

## Switch Contacts


(sold separately)



### Markings on Request



Altech Push Buttons are available in a variety of markings, including molded arrows. Please contact Altech for further information and part numbers.



- Heavy-duty contact blocks with mounting screws. Blocks can be stacked 2 blocks across by 3 blocks deep for a total of 6 circuits.
- Contact blocks are available with silver contacts or gold plated contacts
- Self-wiping contacts

### Panel Mount

Normally Open Silver	<b>S1</b>
Normally Closed Silver	<b>S2</b>
Normally Open Gold Plated	<b>S3</b>
Normally Closed Gold Plated	<b>S4</b>

### Base Mount\*

Normally Open Silver	<b>S5</b>
Normally Closed Silver	<b>S6</b>
Normally Open Gold Plated	<b>S7</b>
Normally Closed Gold Plated	<b>S8</b>

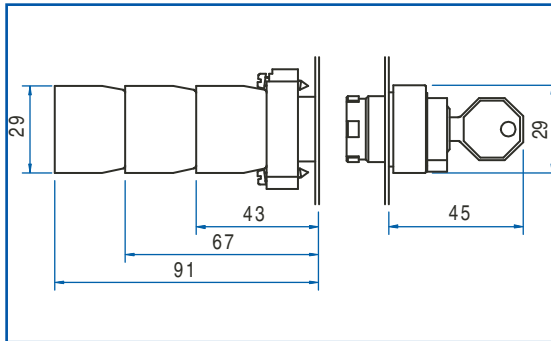
\* For use with non-illuminated operators in thermoplastic or aluminum enclosures listed on pages 30 and 36-37.

# 22mm Non-Illuminated Metal Selector Switch Operators **Altech**

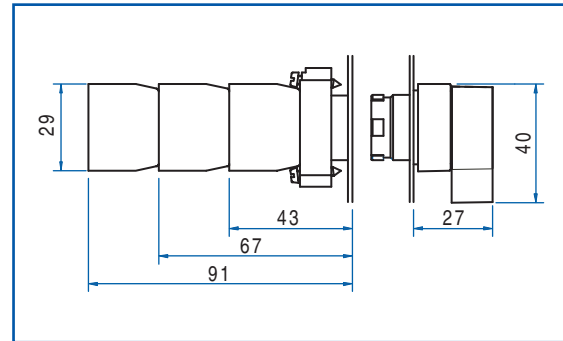
## Dimensional Drawings

All dimensions shown in millimeters.  
To convert to inches multiply by 0.03937

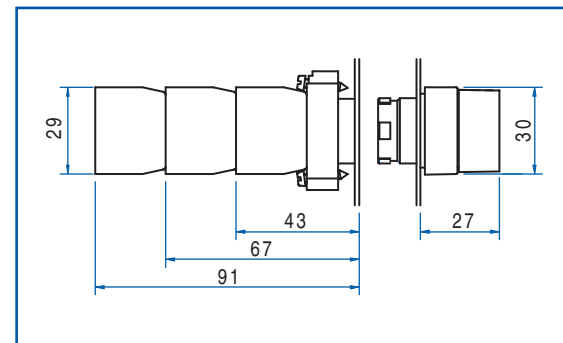
Key Selector



Extended Selector



Selector



3 Position Selector Switch Contact Block Guide

⤴	⤵	⤴	CONTACTOR BLOCK GUIDE
×	○	○	1 NO (left)
○	×	○	2 NC in series (side x side)
○	○	×	1 NO (right)
×	×	○	1 NC (right)
○	×	×	1 NC (left)
×	○	×	2 NO in parallel (side x side)

(Left or right as seen from front of operator)

## Exploded Assembly View

- Up to six switch contacts can be installed on any non-illuminated operator.
- Switch contacts and operators are sold separately. Preassembled push buttons are available on request.

