


22mm Twin Touch Metal Non-Illuminated Operators




Certified for
NEMA Type 4X
12 environment.

Twin Touch/ Not Marked with mounting bracket



Arrows marking available upon request.

Twin Touch I-O Marked with mounting bracket



Arrows marking available upon request.

Color	Description	Cat No.
	GREEN-RED Flush	2ATF3-F4
	YELLOW-BLACK Flush	2ATF8-F2
	BLACK-WHITE Flush	2ATF2-F1
	GREEN-RED Green Flush, Red Projecting	2ATF3-P4
	YELLOW-BLACK Yellow Flush, Black Projecting	2ATF8-P2
	WHITE-BLACK White Flush, Black Projecting	2ATF1-P2

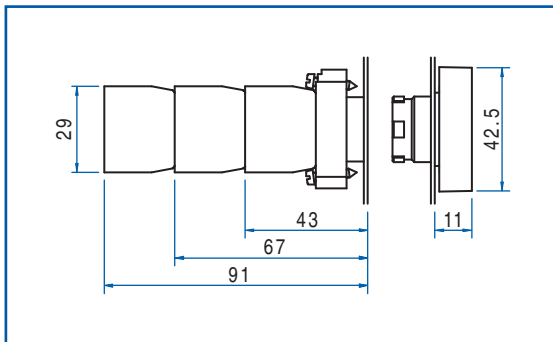
Color	Description	Cat No.
	GREEN-RED Flush	2ATF3-F4-IO
	YELLOW-BLACK Flush	2ATF8-F2-IO
	BLACK-WHITE* Flush	2ATF2-F1-IO
	GREEN-RED Green Flush, Red Projecting	2ATF3-P4-IO
	YELLOW-BLACK Yellow Flush, Black Projecting	2ATF8-P2-IO
	WHITE-BLACK* White Flush, Black Projecting	2ATF1-P2-IO

*Comply with vision impaired requirements.

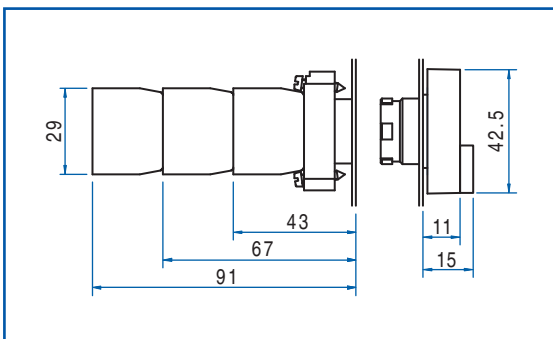
Dimensional Drawings

All dimensions shown in millimeters.
To convert to inches multiply by 0.03937


Twin Touch/ Flush



Twin Touch/ Flush/ Projecting




Exploded Assembly View



- Up to four switch contacts can be installed with any illuminated operators.
- Switch contacts and operators are sold separately. Preassembled push buttons are available on request.

Switch Contacts (sold separately)



- Heavy-duty contact blocks with mounting screws. Blocks can be stacked 2 blocks across by 3 blocks deep for a total of 6 circuits.
- Contact blocks are available with silver contacts or gold plated contacts
- Self-wiping contacts

	Panel Mount Cat No.	Base Mount* Cat No.
Normally Open Silver	S1	S5
Normally Closed Silver	S2	S6
Normally Open Gold plated	S3	S7
Normally Closed Gold plated	S4	S8

*For use with non-illuminated operators in thermoplastic or aluminum enclosures listed on pages 30 and 36-37.