

RBP5


Rechargeable Battery Pack

Instructions

Introduction

The RBP5 is a rechargeable battery pack for use with PLS point and line laser levels.

To register your product or to view, print, or download the latest manual or manual supplement, visit www.plslaser.com.



Safety Information

A **Warning** identifies hazardous conditions and procedures that are dangerous to the user.

Note

The product that uses the battery pack contains a laser.

The battery pack does not contain a laser.













To prevent eye damage and personal injury:

- Read all safety information before you use the RBP5.
- Carefully read all instructions.
- Do not alter the RBP5 and use only as specified, or the protection supplied by the RBP5 can be compromised.
- Do not use the RBP5 if it operates incorrectly.
- Do not use the RBP5 if it is altered or damaged.
- Use the RBP5 only as specified or hazardous laser radiation exposure can occur.
- Do not look into the laser. Do not point laser directly at persons or animals or indirectly off reflective surfaces.
- Do not look directly into the laser with optical tools (for example, binoculars, telescopes, microscopes). Optical tools can focus the laser and be dangerous to the eye.
- Do not open the RBP5. Refer to PLS laser levels safety information when operating the laser levels. The laser beam is dangerous to eyes.
- Do not disassemble the battery.
- Repair the RBP5 before use if the battery leaks.
- Batteries contain hazardous chemicals that can cause burns or explode. If exposure to chemicals occurs, clean with water and get medical aid.
- The RBP5 battery pack must be properly installed to PLS laser levels before operation.

- **Remove the RBP5 if PLS laser level is not used for an extended period of time, or if stored in temperatures above 50 °C. If RBP5 battery pack is not removed, battery leakage can damage PLS laser level.**
- **Replace the RBP5 battery pack when the low battery indicator of PLS laser level shows to prevent incorrect measurements.**
- **RBP5 battery pack can be charged while operating the PLS laser level, but we do not specify charge time.**
- **Use only Fluke approved power adapters to charge the battery.**
- **Do not short the battery terminals together.**
- **Do not disassemble or crush battery cells and battery packs.**
- **Do not keep cells or batteries in a container where the terminals can be shorted.**
- **Do not put battery cells and battery packs near heat or fire. Do not put in sunlight.**
- **Do not use the RBP5 around explosive gas, vapor, or in damp or wet environments.**

Symbols

The table below lists the symbols that can be used on the Product or in this document.

Symbol	Description
	Consult user documentation.
	WARNING. RISK OF DANGER.
	WARNING. LASER RADIATION. Risk of eye damage.
	Center positive power port.
	Conforms to European Union directives.
	Conforms to relevant Australian Safety and EMC standards.
	Conforms to relevant South Korean EMC standards.
	Conforms to the Appliance Efficiency Regulation (California Code of Regulations, Title 20, Sections 1601 through 1608), for small battery charging systems.
	This product complies with the WEEE Directive marking requirements. The affixed label indicates that you must not discard this electrical/electronic product in domestic household waste. Product Category: With reference to the equipment types in the WEEE Directive Annex I, this product is classed as category 9 "Monitoring and Control Instrumentation" product. Do not dispose of this product as unsorted municipal waste.
	Indicates a Class 2 laser. DO NOT STARE INTO BEAM The following text may appear with the symbol on the product label: "IEC/EN 60825-1:2014. Complies with 21 CFR 1040.10 and 1040.11 except for deviations pursuant to Laser Notice 50, dated June 24, 2007." In addition, the following pattern on the label will indicate wavelength and optical power: $\lambda = \text{xxxnm}$, x.xxmW .

Specifications

Battery	Lithium-ion, 3.6 V, 5200 mAh
Operating time (estimated)	12 to 100 hours
Charging time	6 to 8 hours (when removed from PLS laser)
Temperature	
Operating	-10 °C to 50 °C (14 °F to 122 °F)
Storage	-20 °C to 50 °C (-4 °F to 122 °F)
Battery Charging	0 °C to 45 °C (32 °F to 113 °F)
Altitude	
Operating	2000 m
Storage	12 000 m
Size (H x W x L)	106 mm x 64 mm x 30 mm (4.2 in x 2.5 in x 1.2 in)
Weight	165 g (5.8 oz)
Safety	IEC 62133
Electromagnetic Compatibility (EMC)	
International	IEC 61326-1: Basic Electromagnetic Environment CISPR 11: Group 1, Class A <i>Group 1: Equipment has intentionally generated and/or uses conductively-coupled radio frequency energy that is necessary for the internal function of the equipment itself.</i> <i>Class A: Equipment is suitable for use in all establishments other than domestic and those directly connected to a low-voltage power supply network that supplies buildings used for domestic purposes. There may be potential difficulties in ensuring electromagnetic compatibility in other environments due to conducted and radiated disturbances.</i> <i>Emissions that exceed the levels required by CISPR 11 can occur when the equipment is connected to a test object.</i>
Korea (KCC)	Class A Equipment (Industrial Broadcasting & Communication Equipment) Class A: Equipment meets requirements for industrial electromagnetic wave equipment and the seller or user should take notice of it. This equipment is intended for use in business environments and not to be used in homes.
USA (FCC)	47 CFR 15 subpart B. This product is considered an exempt device per clause 15.103.

LIMITED WARRANTY AND LIMITATION OF LIABILITY

This Fluke product will be free from defects in material and workmanship for three years from the date of purchase. This warranty does not cover fuses, disposable batteries, or damage from accident, neglect, misuse, alteration, contamination, or abnormal conditions of operation or handling. Resellers are not authorized to extend any other warranty on Fluke's behalf. To obtain service during the warranty period, contact your nearest Fluke authorized service center to obtain return authorization information, then send the product to that Service Center with a description of the problem.

THIS WARRANTY IS YOUR ONLY REMEDY. NO OTHER WARRANTIES, SUCH AS FITNESS FOR A PARTICULAR PURPOSE, ARE EXPRESSED OR IMPLIED. FLUKE IS NOT LIABLE FOR ANY SPECIAL, INDIRECT, INCIDENTAL OR CONSEQUENTIAL DAMAGES OR LOSSES, ARISING FROM ANY CAUSE OR THEORY. Since some states or countries do not allow the exclusion or limitation of an implied warranty or of incidental or consequential damages, this limitation of liability may not apply to you.

Fluke Corporation
P.O. Box 9090
Everett, WA 98206
U.S.A.

Fluke Europe B.V.
P.O. Box 1186
5602 BD Eindhoven
The Netherlands

ООО «Флюк СИАЙЭС»
125167, г. Москва,
Ленинградский проспект дом 37,
корпус 9, подъезд 4, 1 этаж

11/99