

Optical-to-Electrical Converters

P6701B • P6703B Data Sheet



P6701B, P6703B

Features & Benefits

- Broad Wavelength Response 500 to 950 nm or 1100 to 1700 nm
- High-bandwidth DC up to 1.2 GHz
- High Gain 1 V/mW
- Low Noise $<11 \text{ pW}/\sqrt{\text{Hz}}$
- Probe Connects to DPO7000*1 and DPO/DSA/MSO70000*2 Series
- SONET/SDH and Fibre Channel Reference Receiver Performance:
 - TDS500C/700C (Opt. 3C or 4C)
 - P6701B – Fibre Channel up to 1063 Mb/s
 - P6703B – SONET/SDH up to 622 Mb/s

Applications

- Eye Pattern Testing of Optical Communication Signals (SONET/SDH and Fibre Channel)

The Tektronix P6700 Series optical-to-electrical (O/E) converters change optical signals into electrical signals for convenient analysis on Tektronix DPO7000 and DPO/DSA/MSO70000 Series oscilloscopes with appropriate adapters (see footnote 1 and 2), any other Tektronix oscilloscope equipped with a TekProbe interface, or when used with the 1103 TekProbe power supply. The P6700 Series O/E converters are ideal for optical source characterization in the development, manufacture, or service of optical communication systems and devices.

Small, conveniently packaged P6701B and P6703B optical-to-electrical analog converters provide an accurate interface for optical pulse shape measurements. The high gain, large dynamic range, and stable output offset of these O/E converters make them ideal for performing eye pattern analysis and extinction measurements.

The P6701B/P6703B optical input is a 1 meter, 62.5 μ Multi Mode fiber with an FC/PC connector. Using the standard assortment of hybrid fiber-optic mating sleeves, these O/Es can accommodate the various industry connector standards.

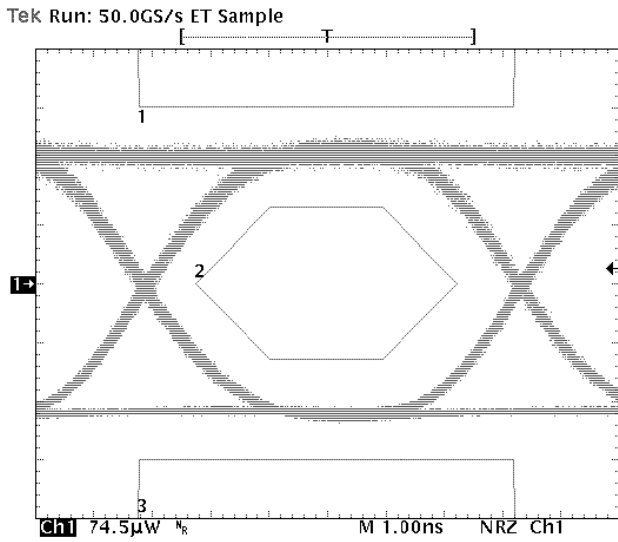
The TekProbe interface provides power, auto-scaling, auto-termination, and correct units (microwatts) when used with Tektronix DPO7000 or DPO/DSA/MSO70000 and earlier TekProbe-equipped Series oscilloscopes.

Performance You Can Count On

Depend on Tektronix to provide you with performance you can count on. In addition to industry-leading service and support, this product comes backed by a one-year warranty as standard.

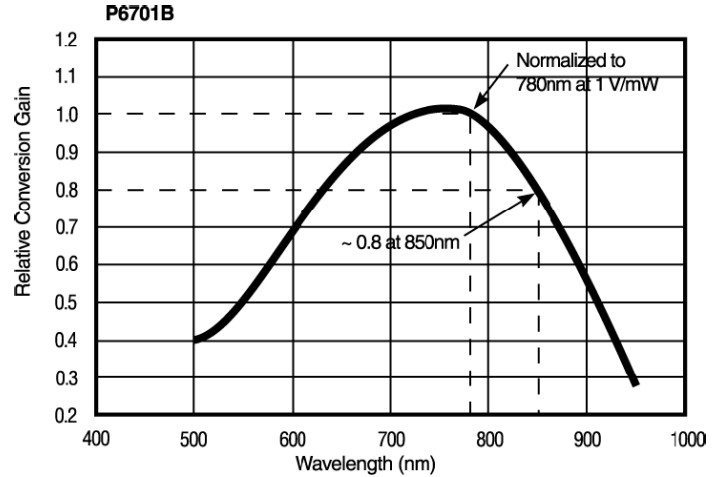
*1 Requires the TPA-BNC adapter.

*2 Requires the TCA-BNC adapter.

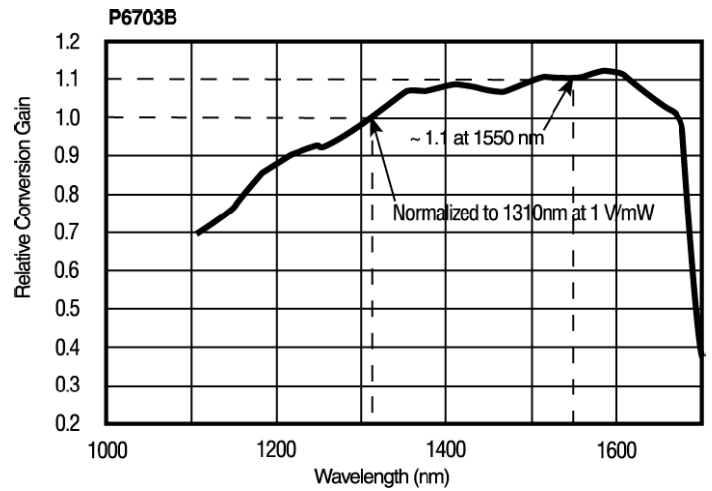


OC-3/STM-1 SONET/SDH Transmitter Eye Pattern Test.

The standard P6701B has a nominal frequency response which follows the fourth-order Bessel-Thompson for Fibre Channel 1063 Mb/s. The 1103 TekProbe power supply can be used to connect these products to the DSA8200 Series sampling oscilloscopes.



P6701B: Typical Wavelength-dependent Gain (at 25 °C).



P6703B: Typical Wavelength-dependent Gain (at 25 °C).

Characteristics

Characteristic	P6701B	P6703B
Wavelength Response	500 to 950 nm	1100 to 1650 nm
Bandwidth* ³ (Typical)	DC to 1.0 GHz	DC to 1.2 GHz
Rise Time (Typical)	≤500 ps	≤395 ps
Conversion Gain	1 V/mW	1 V/mW
Max Input Optical Power	1 mW (0 dBm)* ⁴	1 mW (0 dBm)* ⁴
	10 mW (10 dBm)* ⁵	10 mW (10 dBm)* ⁵
	20 mW (13 dBm)* ⁶	20 mW (13 dBm)* ⁶
Max Output Modulation Depth for Reference Receiver Performance	≤200 mV _{p-p}	≤200 mV _{p-p}
Noise Equivalent Power	≤0.87 μW (RMS)* ⁷	≤0.59 μW (RMS)* ⁷
	≤28 pW per √Hz	≤19 pW per √Hz
Max Input Fiber Core Diameter	62.5 μm	62.5 μm

*³ Optical bandwidth (-6 dB electrical).

*⁴ Maximum average operating power.

*⁵ Max average nondestruct.

*⁶ Max peak nondestruct.

*⁷ 1 GHz low-pass filter in series with output.

Ordering Information

P6701B

Optical-to-electrical Converter with FC/PC Connector.

P6703B

Optical-to-electrical Converter with FC/PC Connector.

All Include: Hard Case, User Manual (English, French, German, and Japanese), Assorted Fiber-optic Hybrid Connectors (FC/FC, FC/ST, and FC/SC), Certificate of Traceable Calibration, One-year Warranty.

Service

Opt. C3 – Calibration Service 3 Years.

Opt. C5 – Calibration Service 5 Years.

Opt. D1 – Calibration Data Report.

Opt. D3 – Calibration Data Report 3 Years (with Opt. C3).

Opt. D5 – Calibration Data Report 5 Years (with Opt. C5).

Opt. R3 – Repair Service 3 Years.

Opt. R5 – Repair Service 5 Years.

Power Supply

1103 – TekProbe Power Supply. Please specify power plug when ordering.

Power Plug Options

Opt. A0 – US Plug, 115 V, 60 Hz.

Opt. A1 – Euro Plug, 220 V, 50 Hz.

Opt. A2 – UK Plug, 240 V, 50 Hz.

Opt. A3 – Australian Plug, 240 V, 50 Hz.

Opt. A5 – Swiss Plug, 220 V, 50 Hz.

Accessories

Single Mode Fiber-optic Cables – (9 μm).

FC/PC to FC/PC: Order 174-1387-xx.

FC/PC to ST: Order 174-1386-xx.

FC/PC to SC/PC: Order 174-3921-xx.

FC/PC to Diamond (2.5): Order 174-1497-xx.

FC/PC to Diamond (3.5): Order 174-1385-xx.

Multi Mode Fiber-optic Cables – (62.5 μm)

FC/PC to FC/PC: Order 174-2322-xx.

FC/PC to SC/PC: Order 174-4093-xx.

FC/PC to SMA: Order 174-2324-xx.

90/10, 3-port Single Mode Optical Splitter FC/PC Connectors – Order 174-3737-xx.

10 dB, Inline Single Mode Optical Attenuator FC/PC Connectors – Order 119-5118-xx.

DIN/FC Fiber-optic Hybrid Connector – Order 020-2209-xx.



Tektronix is registered to ISO 9001 and ISO 14001 by SRI Quality System Registrar.

Contact Tektronix:

ASEAN / Australasia (65) 6356 3900
Austria 00800 2255 4835*
Balkans, Israel, South Africa and other ISE Countries +41 52 675 3777
Belgium 00800 2255 4835*
Brazil +55 (11) 3759 7627
Canada 1 800 833 9200
Central East Europe and the Baltics +41 52 675 3777
Central Europe & Greece +41 52 675 3777
Denmark +45 80 88 1401
Finland +41 52 675 3777
France 00800 2255 4835*
Germany 00800 2255 4835*
Hong Kong 400 820 5835
India 000 800 650 1835
Italy 00800 2255 4835*
Japan 81 (3) 6714 3010
Luxembourg +41 52 675 3777
Mexico, Central/South America & Caribbean 52 (55) 56 04 50 90
Middle East, Asia, and North Africa +41 52 675 3777
The Netherlands 00800 2255 4835*
Norway 800 16098
People's Republic of China 400 820 5835
Poland +41 52 675 3777
Portugal 80 08 12370
Republic of Korea 001 800 8255 2835
Russia & CIS +7 (495) 7484900
South Africa +41 52 675 3777
Spain 00800 2255 4835*
Sweden 00800 2255 4835*
Switzerland 00800 2255 4835*
Taiwan 886 (2) 2722 9622
United Kingdom & Ireland 00800 2255 4835*
USA 1 800 833 9200

* European toll-free number. If not accessible, call: +41 52 675 3777

Updated 10 February 2011

For Further Information. Tektronix maintains a comprehensive, constantly expanding collection of application notes, technical briefs and other resources to help engineers working on the cutting edge of technology. Please visit www.tektronix.com



Copyright © Tektronix, Inc. All rights reserved. Tektronix products are covered by U.S. and foreign patents, issued and pending. Information in this publication supersedes that in all previously published material. Specification and price change privileges reserved. TEKTRONIX and TEK are registered trademarks of Tektronix, Inc. All other trade names referenced are the service marks, trademarks, or registered trademarks of their respective companies.

02 Oct 2011

60W-11304-8

