

Agilent Oscilloscope Probes and Accessories

Selection Guide

To get the most out of your oscilloscope, you need the right probes and accessories for your particular applications. Whether you need the high bandwidth and low loading of an active probe, an easy way to connect to surface mount ICs or a passive probe to measure high voltages, there's a wide selection of high-quality probes and accessories for your Agilent oscilloscope.



Agilent Technologies

How to select a probe



Selecting the correct probe for your oscilloscope measurement should not be difficult. This brochure provides suggestions on how to make the best decision. Following is a list of probe parameters you need to consider when you select a probe for a given measurement.

Attenuation

Choose the attenuation ratio of the probe (1:1, 10:1, 100:1, 1000:1) to match the test signal amplitude to the oscilloscope's vertical sensitivity range.

Bandwidth (BW)

The probe's rated bandwidth should match the oscilloscope and be adequate for the test signal. However, at higher frequencies, grounded lead inductance and input capacitance often influence system performance more than probe bandwidth does.

Input resistance (R_{in})

The probe's input resistance must match the oscilloscope's input impedance to avoid a characteristic impedance mismatch. It also must be appropriate to the test signal to avoid excessive loading.

Input capacitance (C_{in})

Excessive input capacitance (sometimes called tip capacitance) will slow down the system's pulse response. Usually the least input capacitance possible is best.

Maximum input voltage (V_{max})

To ensure user safety, help protect the oscilloscope input from destructive voltage, and avoid damage to the probe, select a probe that is rated for a higher voltage than the signal you intend to test.

Probe compensation range

Most passive probes have a specification that lists the oscilloscope input capacitance range over which they can be used. When choosing a passive probe, be sure that the oscilloscope's input capacitance lies within the probe's compensation range or you will not be able to adjust the probe to achieve a correctly compensated square wave signal.

Most oscilloscopes have 1-M Ω input resistance. This input resistance is in

parallel with the input (shunt) capacitance. Normally, high-frequency probes with attenuation factors greater than 1:1 have adjustable compensation networks built into them. Adjusting this compensation network provides the best possible frequency linearity over the oscilloscope's designed frequency range. Operating instructions provided with the probe explain how to adjust the compensation network to obtain best signal fidelity.

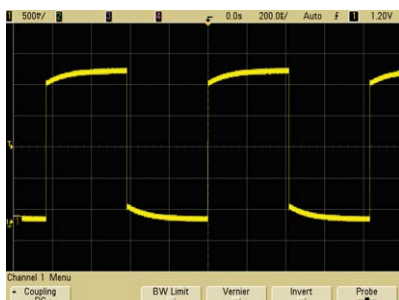
Probe Interface

Most Agilent oscilloscope probes offer either BNC type of probe interface or the AutoProbe interface. The AutoProbe interface is an intelligent communication and power link between compatible probe and the Infiniium or InfiniiVision Series oscilloscopes. The AutoProbe identifies the type of probe attached and sets up the proper input impedance, attenuation ratio, probe power and offset range as needed.

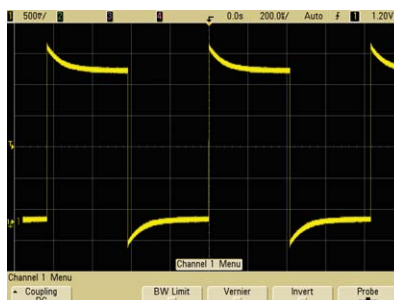
Probe tip form factor

Your probe must make a reliable connection to the test point, and you may want it to grab the test point. Generally, this requires a small and light probe and a tip or grabber that is compatible with the test point. SMT and fine-pitch geometries make this issue especially critical.

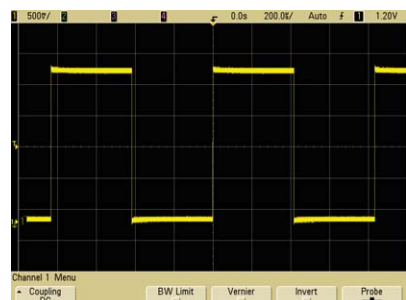
The effects of passive probe compensation:



Under-compensated



Over-compensated



Properly compensated

Types of probes

Passive probes

The most widely used type of oscilloscope probe is the “passive probe.” Passive probes are also the most rugged and economical. There are no active components such as transistors or amplifiers in the probe, and therefore passive probes do not need to be powered.



Passive probes classifications


	1:1 high Z passive probe	10:1 or 20:1 high Z passive probe	100:1 or 1000:1 high Z passive probe	Resistive divider passive probe
Features	A low capacitance coax cable with a BNC connector on one end and a probe on the other	<ul style="list-style-type: none">• The most widely used scope probe type; provided standard with most < 1-GHz oscilloscopes• Gives lower input capacitance and higher bandwidth than the 1:1 probe	<ul style="list-style-type: none">• Additional attenuation for use with higher-amplitude signals• Large attenuation requires a high-gain amplifier on the scope	<ul style="list-style-type: none">• Highest-bandwidth passive probe for measuring high-frequency, low-impedance circuit• Must be used with an oscilloscope's 50-Ω input
When to use	For viewing small signals (< 1 V)	For viewing up to ~300 V	For viewing up to 15 kV high voltage	High-frequency, low-impedance (< 50 Ω) digital circuit, transmission line
When not to use	For probing high-frequency signal	For achieving > 600 MHz system bandwidth	For making floating (ungrounded) measurement	For probing high-amplitude, high-impedance signal
Typical bandwidth	Up to 35 MHz	Up to 600 MHz	Up to 250 MHz	Up to 6 GHz
Agilent models	N2870A, 10070D, N2889A (1:1/10:1)	N2871/2/3/5A, 10073D, 10074D, 1165A, N2862B/63B/89A/90A	10076B, N2771B	N2874/6A, 54006A

Types of probes (continued)

Passive probes

Passive probe characteristics

Model	Cable length	Attenuation	Typical probe bandwidth	Compensates oscilloscope input	Max input voltage	Recommended oscilloscopes
10070D	1.5 m	1:1	20 MHz	High Z	400 V CAT II	1000, 3000, 2000 X, 3000 X, 5000, 6000, 7000, 8000, 54600 Series
N2870A	1.3 m	1:1	35 MHz	1 M Ω	55 V CAT II	1000, 3000, 2000 X, 3000 X, 5000, 6000, 7000, 8000, 9000 and 54600 Series
N2889A	1.3 m	1:1,10:1	350 MHz	1 M Ω , 5-30 pF	300 V CAT II	1000, 3000, 2000 X, 3000 X, 5000, 6000, 7000, 8000, 9000
10073D	1.5 m	10:1	500 MHz	1 M Ω , 6-15 pF	400 V CAT II	5000 Series (500 MHz) 6000 (300 MHz-1 GHz), 7000, 5464x, 54830 and 8000 Series
10074C	1.5 m	10:1	150 MHz	1 M Ω , 9-17 pF	400 V CAT II	6000 Series (100 MHz), 5462x
1165D	1.5 m	10:1	600 MHz	1 M Ω , 12-14 pF	300 V CAT II	54830, 6000, 7000, 8000, 9000 Series
N2862B	1.2 m	10:1	150 MHz	1 M Ω , 5-30 pF	300 V CAT II	1000, 3000, 2000 X, 3000 X Series
N2863B	1.2 m	10:1	300 MHz	1 M Ω , 5-30 pF	300 V CAT II	1000, 3000, 2000 X, 3000 X, 5000 Series (100, 300 MHz)
N2871A	1.3 m	10:1	200 MHz	1 M Ω , 10-25 pF	300 V CAT II	1000, 3000, 2000 X, 3000 X, 5000, 6000, 7000, 8000, 9000 and 54600 Series
N2872A	1.3 m	10:1	350 MHz	1 M Ω , 10-25 pF	300V CAT II	1000, 3000, 5000, 6000, 7000, 8000, 9000 and 54600 Series
N2873A	1.3 m	10:1	500 MHz	1 M Ω , 10-25 pF	300V CAT II	1000, 3000, 2000 X, 3000 X, 5000, 6000, 7000, 8000, 9000 and 54600 Series
N2890A	1.3 m	10:1	500 MHz	1 M Ω , 5-30 pF	300 V CAT II	1000, 3000, 2000 X, 3000 X, 5000, 6000, 7000, 8000, 9000
N2874A	1.3 m	10:1	1.5 GHz	50 Ω	8.5V CAT I	5000, 6000, 7000 and all Infiniium Series
N2875A	1.3 m	20:1	500 MHz	1 M Ω , 7-20 pF	300V CAT II	1000, 3000, 2000 X, 3000 X, 5000, 6000, 7000, 8000, 9000 and 54600 Series
N2876A	1.3 m	100:1	1.5 GHz	50 Ω	21V CAT I	5000, 6000, 7000 and all Infiniium Series
54006A	1.2 m	10:1 (500 Ω) or 20:1 (1 k Ω)	6 GHz	50 Ω	20 Vpk	80000, 90000, 5484x, 5485x, 90000X/Q with N5442A
10076B	1.5 m	100:1	250 MHz	1 M Ω , 7-20 pF	4 kV CAT I 1 kV CAT II	1000, 3000, 2000 X, 3000 X 5000, 6000, 7000, 8000, 9000 Series
N2771B	2 m	1000:1	50 MHz	1 M Ω , 6-20 pF	DC: 15 kV AC: 10 kV Peak 30 kV	1000, 3000, 2000 X, 3000 X 5000, 6000, 7000, 8000, 9000 Series



Low-inductive ground connection for N287xA probes keeps the probe loading low to achieve high signal integrity measurements



The replaceable probe tip on the N287xA probes saves you money

Types of probes (continued)

Single-ended active probes

Active probes contain a small, active amplifier built into the probe body near the probe tip. This arrangement makes it possible to keep the probe input capacitance very low, usually less than 2 pF. This low capacitance results in high input impedance on high frequencies. It has the best overall combination

of resistive and capacitive loading. With such low loading, active probes can be used on high-impedance circuits that would be seriously loaded by passive probes. Active probes are the least intrusive of all the probes.

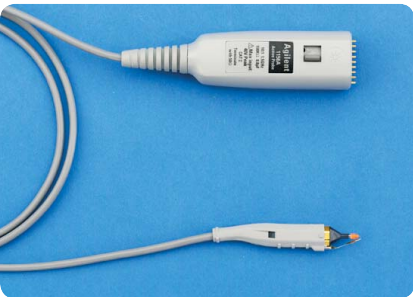


Single-ended active probe characteristics

Model	Attenuation	Probe bandwidth	Input dynamic range	Applications and use	Oscilloscope compatibility
N2795A	10:1	1 GHz	0 to ± 8 V	General-purpose, high-speed probing in digital and analog system design	50- Ω AutoProbe interface input
N2796A	10:1	2 GHz	0 to ± 8 V		
1157A	10:1	2.5 GHz	0 to ± 2.5 V	Measuring fast transitions on low-voltage signals	50- Ω AutoProbe interface input
1158A	10:1	4 GHz	0 to ± 2.5 V		

1 See pages 11 to 13 for available SMT probing solutions

Single-ended active probe advantages	Limitations
Timing and voltage measurements are more accurate at high bandwidths	Active probes are more expensive than general-purpose passive probes
Active probes are the least intrusive to circuits under test	Active probes have lower dynamic range, lower maximum voltage and are less rugged than passive probes



1156A/57A/58A 1.5/2.5/4-GHz active probe with AutoProbe interface



N2795A/N2796A 1/2-GHz active probe with AutoProbe interface, head light, and 1 M Ω input Z




N2795A/96A comes with a headlight for better visibility while probing.

Types of probes (continued)

Differential active probes

A “differential” probe is an active probe that has two inputs, one positive and one negative, as well as a separate ground lead; it drives a single-terminated 50-Ω cable to transmit its output to one oscilloscope channel. The output signal is proportional to the difference

between the voltages appearing at the two inputs. A differential probe is used to look at signals that are referenced to each other instead of earth ground and to look at small signals in the presence of large DC offsets or other common mode signals such as power line noise.



Differential active probe characteristics

Model	Attenuation	Probe bandwidth	Input dynamic range	Applications and use	Oscilloscope compatibility
N2791A	10:1 or 100:1	25 MHz	±700 V at 100:1 (diff or common)	Power supply design, motor control, electronic ballast	Any oscilloscope with 1-MΩ BNC input
N2891A	100:1 or 1000:1	70 MHz	±7,000 V at 1000:1 (diff or common)	High voltage power or surge measurement	Any oscilloscope with 1-MΩ BNC input
N2790A	50:1 or 500:1	100 MHz	±1400 V (diff), ±1,000 V (common)	Power supply design, motor control, electronic ballast	1-MΩ AutoProbe interface InfiniiVision 5000, 6000 (except 100 MHz) and 7000 Series with version 5.2 software, InfiniiVision 3000X, Infiniium 8000, 54830 with version 5.7 software, Infiniium 9000 with version 2.0 software
1141A	1:1	200 MHz	±300 mV (1:1); ±3 V (10:1); ±30 V (100:1) with attenuation	<ul style="list-style-type: none"> • Surface-mount devices • Requires 1142A power supply 	50-Ω BNC input
1153A ¹	1:1	200 MHz	±300 mV (1:1); ±3 V (10:1); ±30 V (100:1) with attenuation	Surface-mount devices	50-Ω AutoProbe interface input
N2792A	10:1	200 MHz	±20 V (diff), ±60 V (common)	High-speed power measurements, automotive serial buses (CAN, LIN), digital differential buses	Any oscilloscope with 50-Ω BNC input
N2793A	10:1	800 MHz	±15 V (diff), ±30 V (common)	High-speed power measurements, automotive serial buses (CAN, LIN, Flexray), digital differential buses	Any oscilloscope with 50-Ω BNC input

¹ Not compatible with 1000, 3000, 2000X, 3000X, 5000, 6000, and 7000 Series

Types of probes (continued)

Differential active probes (continued)

InfiniiMax single-ended and differential probes characteristics

Model	Attenuation	Probe bandwidth	Input dynamic range	Applications and use	Recommended oscilloscopes
1130A ¹	10:1	1.5 GHz	5 V single ended, ± 2.5 V differential	<ul style="list-style-type: none"> Measure fast transitions on low-voltage differential or single-ended signals Full-bandwidth probing system for InfiniiVision⁴ and Infiniium Series Requires one or more probe head accessory per amplifier 	3000 X, 5000, 6000 (300 MHz-1 GHz), 7000, 8000 Series, DSO/MSO9104A
1131A ¹	10:1	3.5 GHz	5 V single ended, ± 2.5 V differential		DSO/MSO9254A, DSO80204B, 80304B, 90254A
1132A ¹	10:1	5 GHz	5 V single ended, ± 2.5 V differential		DSO/MSO9404A, DSO80404B, 90404A
1134A ¹	10:1	7 GHz	5 V single ended, ± 2.5 V differential		DSO80604B, 90604A
1168A ^{1, 2}	3.45:1	10 GHz	3.3 V single ended, ± 1.65 V differential		DSO80804B, 81004B, 90804A
1169A ^{1, 2}	3.45:1	13 GHz	3.3 V single ended, ± 1.65 V differential		DSO81204B, 81304B, 91204A, 91304A
N2800A ^{1, 2, 3}	6:1	16 GHz	1.6 Vpp, ± 0.8 V		DSO/DSAX91604A
N2801A ^{1, 2, 3}	6:1	20 GHz	1.6 Vpp, ± 0.8 V		DSO/DSAX92004A
N2802A ^{1, 2, 3}	6:1	25 GHz	1.6 Vpp, ± 0.8 V		DSO/DSAX92504A
N2803A ^{1, 2, 3}	6:1	30 GHz	1.6 Vpp, ± 0.8 V		DSO/DSAX92804A, DSO/DSAX93204A

¹ Order one or more probe heads. See page 12 for available InfiniiMax probe heads and accessories.


² Not compatible with 1000, 2000X, 3000X, 5000, 6000, and 7000 Series oscilloscopes.

³ Not compatible with existing InfiniiMax I or II probe heads.


⁴ Compatible with InfiniiMax 1130A-1134A only.




N2800A-03A InfiniiMax III probe amplifier



N5439A InfiniiMax III ZIF probe head soldered in to an IC



N5425A/26A high bandwidth ZIF solder-in probe head and tips for InfiniiMax probes



N5444A InfiniiMax III 2.92-mm SMA with N5448A SMA flex cable connected to a SMA connector on the board

Types of probes (continued)

Differential active probes (continued)

Active differential probe advantages	Limitations
View small signals in the presence of DC or other common mode signals	<ul style="list-style-type: none"> • More expensive than general-purpose passive probes • Less dynamic range than using two passive probes
N2790A helps you make safe and accurate high-speed floating measurements. AutoProbe interface supplies probe power	100-MHz bandwidth, must be used with 1-M Ω AutoProbe interface scope
N2791A/92A/93A and N2891A are low-cost differential probes that can be powered by USB port or by internal batteries	25-, 200-, 800-, 70-MHz bandwidth
1153A/1141A probes both low- and high-voltage differential signals with low-thermal drift	200-MHz bandwidth
1130A/31A/32A/34A, 1168A/69A, and N2800A/01A/02A/03A InfiniiMax probe probes both single-ended and differential signals up to 30-GHz bandwidth	Lower dynamic range and maximum input voltage (but has ultra-low input capacitance)



1130A/31A/32A/34A/68A/69A InfiniiMax high-bandwidth differential probe and its probe head configurations



N2793A 800-MHz 15-V differential probe with standard accessories



N2790A 100-MHz 1.4-kV differential probe with standard accessories



N2791A 25-MHz 700-V differential probe with standard accessories



N2792A 200-MHz 20-V differential probe with standard accessories

Types of probes (continued)

Current probes

Current probes sense the current flowing through a conductor and convert it to a voltage that can be viewed and measured on an oscilloscope. Agilent current probes use a hybrid technology that includes a Hall-effect sensor, which senses the DC current, and a current transformer, which senses the

AC current. Using split core construction, the current probe easily clips on and off of a conductor, making it unnecessary to make an electrical connection to the circuit. Measurement bandwidths from DC to 100 MHz are available.



Current probe characteristics

Model	Probe type	Probe bandwidth	Max input current	Applications and use	Oscilloscope compatibility ¹
1146A	AC/DC current, 0.1 V/A (0-10 A peak) or 0.01 V/A (0-100 A peak)	100 kHz	100 A peak	<ul style="list-style-type: none"> AC line, motors, automotive current measurement Requires 9-Vdc battery 	High-impedance BNC input
1147A ³	AC/DC current, 0.1 V/A	50 MHz	15 A peak continuous, 30 A peak non-continuous	Motors, switching power supplies, magnetic-device current measurements	High-impedance AutoProbe input
N2893A ³	AC/DC current 0.1 V/A	100 MHz	15 A peak continuous, 30 A peak non-continuous	Motor, switching power supplies, magnetic device current measurements	High-impedance AutoProbe input
N2780B ²	AC/DC current, 0.01 V/A	2 MHz	500 Arms continuous 700 A peak non-continuous	Motors, switching power supplies, line currents	High-impedance BNC input
N2781B ²	AC/DC current, 0.01 V/A	10 MHz	150 Arms continuous 300 A peak non-continuous	Motors, switching power supplies, transformers	High-impedance BNC input
N2782B ²	AC/DC current, 0.1 V/A	50 MHz	30 Arms continuous 50 A peak non-continuous	Switching power supplies, amplifiers, magnetic devices	High-impedance BNC input
N2783B ²	AC/DC current, 0.1 V/A	100 MHz	30 Arms continuous 50 A peak non-continuous	Switching power supplies, low current measurements	High-impedance BNC input

¹ To use the 1146A or N2780B Series current probe with Infiniium 80000, 90000, or 5485xA Series scope, order E2697A 1-MΩ high-impedance adapter.

² Requires N2779A 3-channel power supply.

³ Compatible with 3000X, 5000, 6000 (300MHz-1GHz), 7000, 9000, 90000X/Q Series only. Use N5449A for use with 90000X/Q.

Types of probes (continued)

Current probes (continued)

Current probe advantages	Limitations
<ul style="list-style-type: none"> • 1146A low-cost model measures AC and DC current to 100 Arms without breaking into the circuit • Probe power is provided by the battery, so there's no need for an external power supply 	100 kHz bandwidth
N2780B Series measures AC and DC current up to 500 A (N2780B) or 100 MHz (N2783B) without breaking into the circuit	Requires an external power supply (N2779A)
<ul style="list-style-type: none"> • 1147A measures AC and DC current up to 50 MHz • N2893A measures AC and DC current up to 100 MHz • AutoProbe interface completely configures the oscilloscope for the probe 	Maximum 30 A peak (non-continuous)



1146A 100-kHz current probe



1147A 50-MHz current probe with AutoProbe interface



N2893A 100-MHz current probe with AutoProbe interface



N2780B Series current probes with N2779A power supply



Other oscilloscope accessories

Probing accessories

Probe positioners

N2784A	One-arm probe positioner (for browsing)	Compatible with most scope probes
N2785A	Two-arm probe positioner (for browsing)	Compatible with most scope probes
N2786A	Two-leg probe positioner	Compatible with most scope passive probes
N2787A	3D probe positioner	Compatible with most Agilent probes including InfiniiMax browsers

Refer to the *Agilent N2784A/N2785A/N2786A/N2787A Probe Positioner* data sheet, publication number 5989-9131EN, for probe compatibility details

Mixed signal oscilloscope logic probe

N6459-60001	Logic probe with 1x8 flying leads (shipped with 2000 X-Series MSOs)	Compatible with 2000 X-Series MSOs
N6450-60001	Logic probe with 2x8 flying leads (shipped with 3000 X-Series MSOs)	Compatible with 3000 X-Series MSOs
54620-68701	Logic probe with 2x8 flying leads (shipped with 6000/7000 Series MSOs)	Compatible with 6000/7000/54600 Series MSOs
10085-68701 ¹	40-pin logic probe and termination adapter	Compatible with 6000/7000/54600 Series MSOs
54826-68701	Logic probe kit for Infiniium MSOs (shipped with 8000 Series MSOs)	Compatible with 8000/54830 Series MSOs
E5396A	16-channel Soft Touch connectorless logic probe	Compatible with 6000/8000/54830 Series MSOs
54904-61615	Logic probe kit for Infiniium 9000 Series MSOs (shipped with 9000 Series MSOs)	Compatible with 9000 Series MSOs

¹ With the addition of a 40-pin logic cable, the Agilent MSO accepts numerous logic analyzer accessories such as Mictor, Samtec, flying leads, or Soft touch connectorless probe.

Wedge probe adapter

- Easy connection to 0.5 or 0.65 mm TQFP and PQFP packages
- Reliable contact with little chance of shorting to adjacent pins
- 3-, 8-, and 16-signal versions

E2613A	IC pin spacing: 0.5 mm, 3-signal, qty 1	<ul style="list-style-type: none"> • Connects easily to most oscilloscopes or logic analyzers with appropriate accessories • Connects directly to 1145A/1155A active probes and the dual-lead adapter provided with the 1160A-65A passive probe family and N2877A/N2879A accessory kits for N2870A Series passive probes
E2613B	IC pin spacing: 0.5 mm, 3-signal, qty 2	
E2614A	IC pin spacing: 0.5 mm, 8-signal, qty 1	
E2615A	IC pin spacing: 0.65 mm, 3-signal, qty 1	
E2615B	IC pin spacing: 0.65 mm, 3-signal, qty 2	
E2616A	IC pin spacing: 0.65 mm, 8-signal, qty 1	
E2643A	IC pin spacing: 0.5 mm, 16-signal, qty 1	
E2644A	IC pin spacing: 0.65 mm, 16-signal, qty 1	



N2784A one-arm probe positioner



16-pin wedge adapter



E5396A half-size Soft Touch connectorless probe



N2786A 2-leg probe positioner and N2787A 3D probe positioner

Other oscilloscope accessories (continued)

Probing accessories (continued)

InfiniiMax 1130A/31A/32A/34A and InfiniiMax II 1168A/69A probe accessories Unrivaled InfiniiMax and InfiniiMax II probing accessories support browsing, solder-in, socket, and SMA use models at the maximum performance available		
E2669A	InfiniiMax connectivity kit for differential/single-ended measurements	Fully compatible with 1130/31/32/34A InfiniiMax probe amplifier and compatible 1168A/69A InfiniiMax II probe amplifier with limitations
E2668A	InfiniiMax connectivity kit for single-ended measurements	
E2675A	InfiniiMax differential browser probe head and accessories (6-GHz BW)	
E2676A	InfiniiMax single-ended browser probe head and accessories (6-GHz BW)	
E2677A	InfiniiMax differential solder-in probe head and accessories (12-GHz BW)	
E2678A	InfiniiMax single-ended/differential socketed probe head and accessories (12-GHz BW)	<ul style="list-style-type: none"> • Recommended for use with InfiniiMax II 1168A/69A probe amplifier • N5381A is compatible with InfiniiMax I amps, (Select E2677A in the probe menu).
E2679A	InfiniiMax single-ended solder-in probe head and accessories (6-GHz BW)	
E2695A	Differential SMA probe head (8-GHz BW)	
N5425A/N5426A	12-GHz differential ZIF solder-in probe head and ZIF probe tips	
N5451A	InfiniiMax long-wire ZIF probe tips (for use with N5425A ZIF probe head)	
N5450B	InfiniiMax extreme temperature extension cable (allows for probing in temperatures ranging from –55 to 150 °C)	
N2880A	InfiniiMax in-line attenuator kit (pairs of 6, 12, and 20 dB attenuators in a kit)	
N2881A	InfiniiMax DC blocking caps (a pair of 30-Vdc blocking caps)	
N2884A	InfiniiMax fine-wire probe tips for wafer probing	
N5380B	InfiniiMax II differential SMA adapter (12-GHz BW)	
N5381A	InfiniiMax II differential solder-in probe head and accessories (12-GHz BW)	
N5382A	InfiniiMax II differential browser (12-GHz BW)	
N2887A	InfiniiMax Soft touch Pro probe interface adapter (4 GHz)	
N2888A	InfiniiMax Soft touch half-channel probe interface adapter (4 GHz)	


InfiniiMax III N2800A/01A/02A/03A probe accessories		
N5445A	InfiniiMax III browser head (30 GHz)	Order N5476A for replacement probe tips (set of 4)
N5439A	InfiniiMax III ZIF probe head (28 GHz)	Order N5440A (450 Ω) or N5447A (200 Ω) for a set of 5 ZIF tips with plastic sporks
N5444A	InfiniiMax III 2.92 mm/3.5 mm/SMA probe head (28 GHz)	Order N5448A 3.5/2.92 mm head flex cable to extend the cable length
N5441A	InfiniiMax III solder-in probe head (16 GHz)	



InfiniiMax probe with N5450B extreme temperature extension cable



N2880A InfiniiMax in-line attenuator (probe amplifier and head not included)




N2884A InfiniiMax fine-wire probe tip (ZIF probe head not included)

Other oscilloscope accessories (continued)

Probing accessories (continued)

IC clip kit		
10075A	0.5 mm IC clip kit	For 10070 Series passive probes
Probe accessory kits		
10072A	SMT probe accessory kit	For 10070 Series passive probes
N2877A	Deluxe accessory kit	For N2870A Series passive probes
N2878A	General purpose accessory kit	For N2870A Series passive probes
N2879A	Fine-pitch accessory kit	For N2870A Series passive probes
PC board mini-probe sockets		
N2766A	Horizontal mini-probe socket, qty 25	Compatible with 1160A-65A and 104xxB passive probes
N2768A	Vertical mini-probe socket, qty 25	Compatible with 1160A-65A and 104xxB passive probes
N2885A	PCB adapter kit, qty 25	For N2870A Series passive probes
Probe interface adapters		
E2697A	1-M Ω high-impedance adapter (includes one 10073C 500-MHz passive probe)	Compatible with Infiniium oscilloscope's 50- Ω input (not compatible with 90000 X-Series)
N5449A	High impedance probe adapter (includes one N2873A 500-MHz passive probe)	For use with high impedance passive or active probes and Infiniium 90000 X-Series scopes
N5442A	Precision BNC 50- Ω adapter	For use with InfiniiMax I and II probes, 1156A-58A probes and Infiniium 90000 X-Series
N1022B	Sampling oscilloscope adapter	For use with InfiniiMax I and II probes with Agilent 86100C DCA-j sampling oscilloscope
N5477A	Sampling oscilloscope adapter	For use with InfiniiMax III probe and Agilent 86100C DCA-J sampling oscilloscope
N2744A	T2A probe interface adapter	Enables TekProbe® BNC probes to connect to Agilent's AutoProbe interface
BNC Adapter		
N2882A	75 Ω (f) to 50 Ω (m) BNC adapter	Compatible with any oscilloscope's 50- Ω BNC input
Probe deskew fixtures		
E2655B	Probe deskew and performance verification kit for InfiniiMax I or II probes	
U1880A	Power measurement deskew fixture	
N5443A	Probe deskew and performance verification fixture for InfiniiMax III probes	



N2885A PCB adapter kit for N2870A Series passive probes (probe not included)



Use the N2744A T2A interface adapter to use Tektronix active probes with Agilent scopes.



IC clips included in N2877A and N2878A accessory kits for N2870A Series passive probes

Other oscilloscope accessories (continued)

Miscellaneous accessories

Test mobiles		
1180CZ	Testmobile for InfiniiVision Series	Compatible with 5000/6000/7000 Series
N2919A	Testmobile bracket for 1180CZ and 6000 Series	Compatible with 6000 Series
1181BZ	Testmobile system cart for Infiniium Series	Compatible with 54800/ 9000/ 8000/80000/90000 Series
Carrying cases		
N2738A	Soft carrying case for 1000 Series	Compatible with 1000 Series
N6457A	Soft carrying case with front panel cover for 2000 X/3000 X-Series	Compatible with 2000 X/3000 X-Series
N2917B	Carrying case for 5000/6000 Series	Compatible with 5000/6000 Series
N2760A	Soft carrying case for 5000 Series	Compatible with 5000 Series only
N2733A	Soft carrying case for 7000 Series	Compatible with 7000 Series
Rackmount kits		
N2739A	Rackmount kit for 1000 Series	Compatible with 1000 Series
N6456A	Rackmount kit for 2000 X/3000 X-Series	Compatible with 2000 X/3000 X-Series
N2916B	Rackmount kit for 5000/6000 Series	Compatible with 5000/6000 Series
N2732A	Rackmount kit for 7000 Series	Compatible with 7000 Series
E2609B	Rackmount kit for 8000/80000 Series	Compatible with 54800/8000/80000 Series
N2902A	Rackmount kit for 9000 Series	Compatible with 9000 Series
N5470A	Rackmount kit for 90000 Series	Compatible with 90000 Series
Connectivity modules		
DSOXLAN	LAN/VGA connection module	For 2000 X/3000 X-Series
DSOXGPB	GPB connection module	For 2000 X/3000 X-Series
N4865A	GPB to LAN adapter	For 7000/9000 Series
Oscilloscope evaluation kits		
N2918B	Infiniium 9000 Series Evaluation Kit	Provides various signals to help you quickly learn how to use Infiniium 9000 Series
N2918A	For 6000/7000 Series oscilloscopes	Provides various test signals to help you experience the power of 6000 Series
N2740A	Education training kit for 1000 Series scope	Including training board, manual, and USB cable

Related literature

Publication title	Publication type	Publication number
<i>Probes and accessories for Agilent oscilloscopes</i>	Selection Guide	5989-8433EN
<i>Infiniium Oscilloscope Probes, Accessories and Options</i>	Data Sheet	5968-7141EN
<i>Agilent Technologies InfiniiVision Oscilloscope Probes and Accessories</i>	Data Sheet	5968-8153EN

Product Web site

For the most up-to-date and complete application and product information, please visit our product Web site at:
www.agilent.com/find/probes



Agilent Technologies Oscilloscopes

Multiple form factors from 20 MHz to >90 GHz | Industry leading specs | Powerful applications



Agilent Email Updates

www.agilent.com/find/emailupdates

Get the latest information on the products and applications you select.



www.axiestandard.org

AdvancedTCA[®] Extensions for Instrumentation and Test (AXIe) is an open standard that extends the AdvancedTCA for general purpose and semiconductor test. Agilent is a founding member of the AXIe consortium.



www.lxistandard.org

LAN eXtensions for Instruments puts the power of Ethernet and the Web inside your test systems. Agilent is a founding member of the LXI consortium.



www.pxisa.org

PCI eXtensions for Instrumentation (PXI) modular instrumentation delivers a rugged, PC-based high-performance measurement and automation system.

Agilent Channel Partners

www.agilent.com/find/channelpartners

Get the best of both worlds: Agilent's measurement expertise and product breadth, combined with channel partner convenience.



Agilent Advantage Services is committed to your success throughout your equipment's lifetime. We share measurement and service expertise to help you create the products that change our world. To keep you competitive, we continually invest in tools and processes that speed up calibration and repair, reduce your cost of ownership, and move us ahead of your development curve.

www.agilent.com/find/advantageservices



www.agilent.com/quality

www.agilent.com

www.agilent.com/find/probes

For more information on Agilent Technologies' products, applications or services, please contact your local Agilent office. The complete list is available at:

www.agilent.com/find/contactus

Americas

Canada	(877) 894 4414
Brazil	(11) 4197 3600
Mexico	01800 5064 800
United States	(800) 829 4444

Asia Pacific

Australia	1 800 629 485
China	800 810 0189
Hong Kong	800 938 693
India	1 800 112 929
Japan	0120 (421) 345
Korea	080 769 0800
Malaysia	1 800 888 848
Singapore	1 800 375 8100
Taiwan	0800 047 866
Other AP Countries	(65) 375 8100

Europe & Middle East

Belgium	32 (0) 2 404 93 40
Denmark	45 45 80 12 15
Finland	358 (0) 10 855 2100
France	0825 010 700*
*0.125 €/minute	
Germany	49 (0) 7031 464 6333
Ireland	1890 924 204
Israel	972-3-9288-504/544
Italy	39 02 92 60 8484
Netherlands	31 (0) 20 547 2111
Spain	34 (91) 631 3300
Sweden	0200-88 22 55
United Kingdom	44 (0) 118 927 6201

For other unlisted countries:

www.agilent.com/find/contactus

Revised: January 6, 2012

Product specifications and descriptions in this document subject to change without notice.

© Agilent Technologies, Inc. 2012
Published in USA, April 10, 2012
5989-6162EN

TekProbe is a registered trademark of Tektronix



Agilent Technologies