

FEATURES AND SPECIFICATIONS

Features and Benefits

- Sizes 2 to 24 circuits available
- Optional voided circuits available
- Various pin lengths available (contact Molex)
- PCB edge mount only
- May be purchased in full 24 circuit sticks and broken into required circuit sizes

Reference Information

Product Specification: PS-41186/08-50

Packaging: Bag

Tooling Information: See cutting tool section

UL File No.: E29179

CSA File No.: LR19980

TUV File No.: R75108

Mates With: [2139](#), [2145](#), [3069](#), [3215](#), [6442](#), [7674](#),
[7675](#), [41695](#) and [41815](#)

Designed In: Inches

Electrical

Voltage: 250V

Current: 7.0A

Contact Resistance: 6mΩ max.

Dielectric Withstanding Voltage: 1500V

Insulation Resistance: 50K MΩ min.

Mechanical

Durability:

Tin—25 cycles max.

Gold—100 cycles max.

Physical

Housing: Black glass-filled polyester, UL 94V-0

Contact: Brass, 1.14mm (.045") pins

Plating: See Table

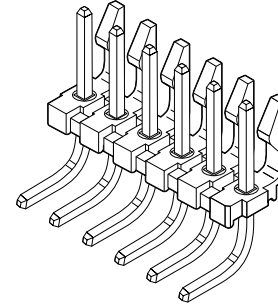
Operating Temperature: 0 to +75°C

molex® **3.96mm (.156") Pitch**
KK®

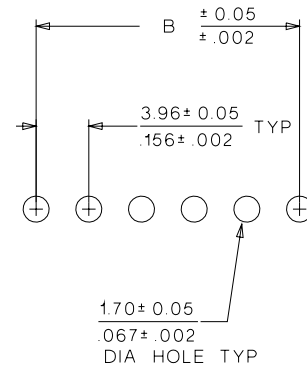
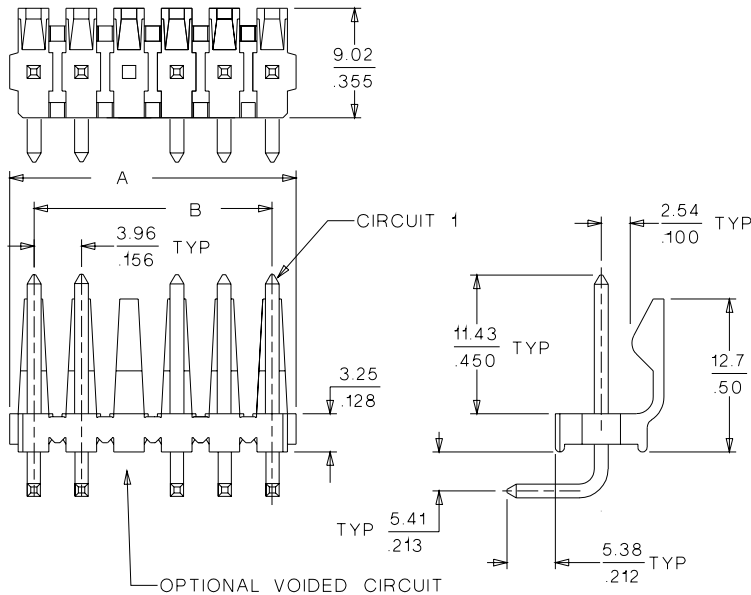
Breakaway Header

41672

Right Angle
Friction Lock



CATALOG DRAWING (FOR REFERENCE ONLY)



PCB LAYOUT: COMPONENT SIDE
RECOMMENDED PCB THICKNESS 1.57 ± 0.18
 $.062 \pm .007$

ORDERING INFORMATION AND DIMENSIONS

Circuits	Order No.				Dimension	
	Square Pin				A	B
Tin	15μ" Select Gold	30μ" Select Gold	Overall Gold			
2	26-48-1026	41672-0001	41672-0024	26-48-2026	6.78 (.267)	3.96 (.156)
3	26-48-1036	41672-0002	41672-0025	26-48-2036	10.74 (.423)	7.92 (.312)
4	26-48-1046	41672-0003	41672-0026	26-48-2046	14.71 (.579)	11.89 (.468)
5	26-48-1056	41672-0004	41672-0027	26-48-2056	18.67 (.735)	15.85 (.624)
6	26-48-1066	41672-0005	41672-0028	26-48-2066	22.63 (.891)	19.81 (.780)
7	26-48-1076	41672-0006	41672-0029	26-48-2076	26.59 (1.047)	23.77 (.936)
8	26-48-1086	41672-0007	41672-0030	26-48-2086	30.56 (1.203)	27.74 (1.092)
9	26-48-1096	41672-0008	41672-0031	26-48-2096	34.52 (1.359)	31.71 (1.248)
10	26-48-1106	41672-0009	41672-0032	26-48-2106	38.48 (1.515)	35.66 (1.404)
11	26-48-1116	41672-0010	41672-0033	26-48-2116	42.44 (1.671)	39.62 (1.560)
12	26-48-1126	41672-0011	41672-0034	26-48-2126	46.41 (1.827)	43.59 (1.716)
13	26-48-1136	41672-0012	41672-0035	26-48-2136	50.37 (1.983)	47.55 (1.872)

Circuit number designation is for ordering purposes only, check corresponding circuit designation on mating connector

Circuits	Order No.				Dimension	
	Square Pin				A	B
Tin	15μ" Select Gold	30μ" Select Gold	Overall Gold			
14	26-48-1146	41672-0013	41672-0036	26-48-2146	54.33 (2.139)	51.51 (2.028)
15	26-48-1156	41672-0014	41672-0037	26-48-2156	58.29 (2.295)	55.47 (2.184)
16	26-48-1166	41672-0015	41672-0038	26-48-2166	62.26 (2.451)	59.44 (2.340)
17	26-48-1176	41672-0016	41672-0039	26-48-2176	66.22 (2.607)	63.40 (2.496)
18	26-48-1186	41672-0017	41672-0040	26-48-2186	70.18 (2.763)	67.36 (2.652)
19	26-48-1196	41672-0018	41672-0041	26-48-2196	74.14 (2.919)	71.32 (2.808)
20	26-48-1206	41672-0019	41672-0042	26-48-2206	78.11 (3.075)	75.29 (2.964)
21	26-48-1216	41672-0020	41672-0043	26-48-2216	82.07 (3.231)	79.25 (3.120)
22	26-48-1226	41672-0021	41672-0044	26-48-2226	86.03 (3.387)	83.21 (3.276)
23	26-48-1236	41672-0022	41672-0045	26-48-2236	89.94 (3.541)	87.17 (3.432)
24	26-48-1246	41672-0023	41672-0046	26-48-2246	93.85 (3.695)	91.14 (3.588)