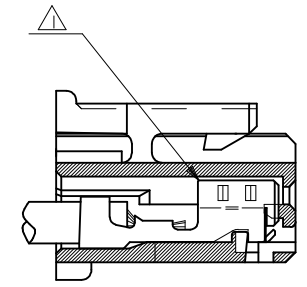


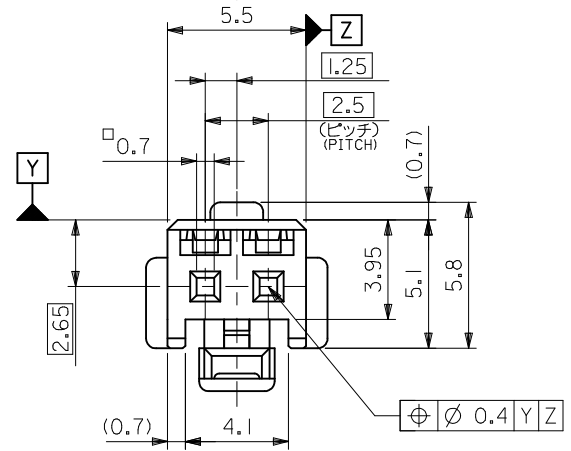
注記 NOTES

- △ 適合ターミナル : 50351-8\*00  
APPLICABLE TERMINAL : 50351-8\*00
- 2. 嵌合相手 : 53375,53426 シリーズ  
MATE WITH : 53375,53426 SERIES
- 3. 製品型番の下1桁は色を表す。  
LAST DIGIT OF PART NUMBER INDICATES COLOR.  
1 : 黒 BLACK    2 : 赤 RED    3 : 黄 YELLOW



ターミナル装着状態図  
TERMINAL ASSEMBLY DRAWING

2極に適用  
FOR 2 CKTS.

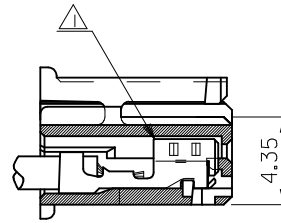
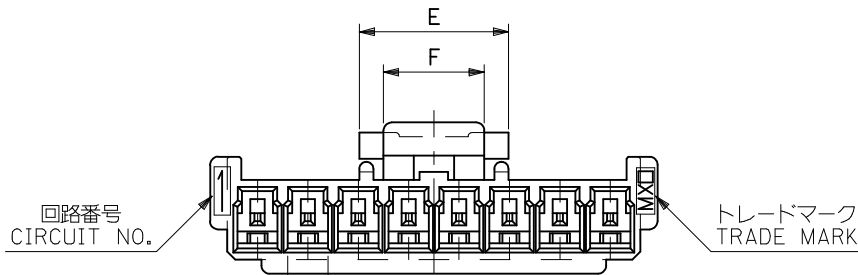


MATERIAL

ポリエステル (PBT)、充填材なし  
POLYESTER (PBT), UNFILLED,  
UL94V-0

REVISED EC NO: J2010-0491 DRWRTS: SUROKA 2009/09/28 CHKD: THARUYAMA 2009/09/29 APPR: HIRATA 2009/09/30	GENERAL TOLERANCES (UNLESS SPECIFIED)		DIMENSION STYLE MM ONLY	SCALE 5:1	DESIGN UNITS METRIC	THIRD ANGLE PROJECTION
	10 UNDER	±0.2	DRAWN BY SMATSUZAKI	DATE '01/08/28	TITLE 2.5 W/B CONN. HOUSING (POSITIVE LOCK) (SHEET 1 OF 2)	
	10 OVER 30 UNDER	±0.25	CHECKED BY KASAKAWA	DATE '02/06/17	MOLEX INCORPORATED	
	30 OVER	±0.3	APPROVED BY TYAMAGUCHI	DATE '02/06/17	DOCUMENT NO. SD-51103-019	SHEET NO. 1 OF 2
	ANGULAR ±3 °	DRAFT WHERE APPLICABLE MUST REMAIN WITHIN DIMENSIONS	SIZE A3	THIS DRAWING CONTAINS INFORMATION THAT IS PROPRIETARY TO MOLEX INCORPORATED AND SHOULD NOT BE USED WITHOUT WRITTEN PERMISSION		

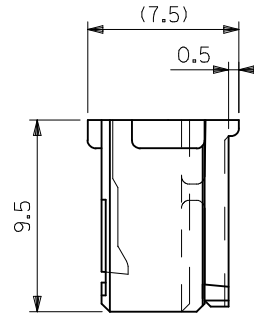
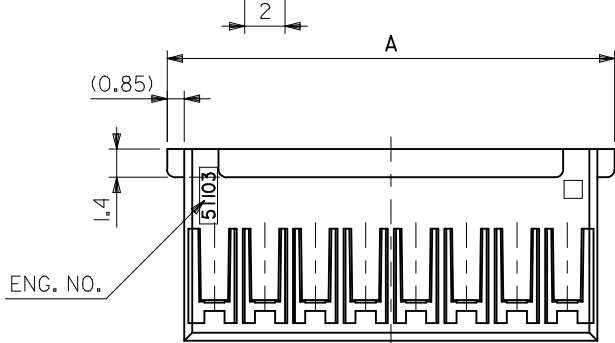
51103-026*	2
ORDER NO.	CIRCUIT



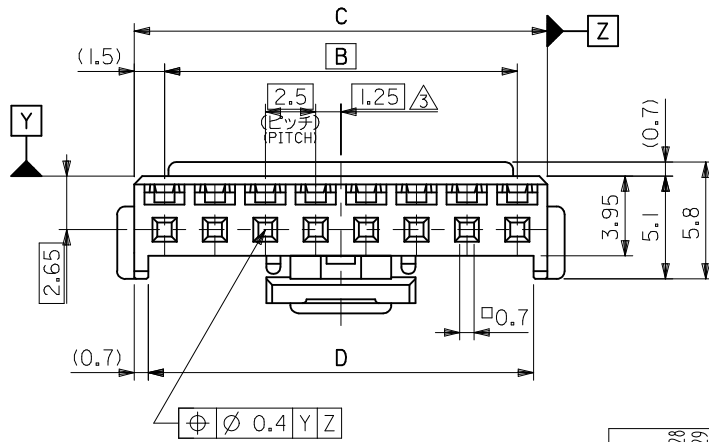
ターミナル装着状態図  
TERMINAL ASSEMBLY DRAWING

注記 NOTES

- △ 適合ターミナル : 5035I-8\*00  
APPLICABLE TERMINAL : 5035I-8\*00
  - 2. 嵌合相手 : 53375,53376,53388,53389 シリーズ  
MATE WITH : 53375,53376,53388,53389 SERIES
  - △ 偶数極の製品に適用。  
APPLY EVEN CIRCUIT PRODUCTS.
  - 4. 製品型番の下1桁は色を表す。  
LAST DIGIT OF PART NUMBER INDICATES COLOR.
- |             |              |              |
|-------------|--------------|--------------|
| 1 : 黒 BLACK | 2 : 赤 RED    | 3 : 黄 YELLOW |
| 4 : 青 BLUE  | 5 : 灰 GRAY   |              |
| 7 : 茶 BROWN | 8 : 橙 ORANGE |              |



3-7極に適用  
FOR 3-7 CKTS.



5	7.4	16.6	18	15	19.7	51103-076*	7
▲	▲	14.1	15.5	12.5	17.2	▲ -066*	6
▼	▼	11.6	13	10	14.7	▼ -056*	5
5	7.4	9.1	10.5	7.5	12.2	▼ -046*	4
3	5	6.6	8	5	9.7	51103-036*	3
F	E	D	C	B	A	ORDER NO.	CIRCUIT

MATERIAL  
ポリエステル (PBT)、充填材なし  
POLYESTER (PBT), UNFILLED,  
UL94V-0

REVISED EC NO: J2010-0491 DRW:RTS/URUOKA 2009/09/28 CHKD:THARUYAMA 2009/09/29 APPR:HHIRATA 2009/09/30	GENERAL TOLERANCES (UNLESS SPECIFIED)		DIMENSION STYLE MM ONLY		SCALE 5:1	DESIGN UNITS METRIC	THIRD ANGLE PROJECTION	
	10 UNDER	±0.2	DRAWN BY SMATSUZAKI	DATE '01/08/28	TITLE 2.5 W/B CONN. HOUSING (POSITIVE LOCK) (SHEET 2 OF 2)			
	10 OVER 30 UNDER	±0.25	CHECKED BY KASAKAWA	DATE '02/06/17	MOLEX INCORPORATED DOCUMENT NO. SD-51103-019 SHEET NO. 2 OF 2			
	30 OVER	±0.3	APPROVED BY TYAMAGUCHI	DATE '02/06/17				
ANGULAR ±3 °		DRAFT WHERE APPLICABLE MUST REMAIN WITHIN DIMENSIONS		SEE TABLE THIS DRAWING CONTAINS INFORMATION THAT IS PROPRIETARY TO MOLEX INCORPORATED AND SHOULD NOT BE USED WITHOUT WRITTEN PERMISSION				