

# FEMALE PLUG M8 STRAIGHT TO MALE PLUG M8 STRAIGHT



**NOTES:**

- RATED VOLTAGE: 3 contacts 60V AC/DC  
4 and 5 contacts 30V AC/DC
- CURRENT RATING: 3, 4, 5 contacts 3A
- PROTECTION CLASS: IP 67 in mated and locked position.
- TEMPERATURE: SEE CABLE INFORMATION
- INSULATION RESISTANCE: 10<sup>8</sup> Ω MIN.
- MATING CYCLES: MIN. 100



**CONTACTS POSITION FRONT VIEW:**

	3 CONTACTS		4 CONTACTS		5 CONTACTS	
FEMALE						
MALE						
CONNECTIONS	PIN	WIRE	PIN	WIRE	PIN	WIRE
	1	BROWN	1	BROWN	1	BROWN
	3	BLUE	2	WHITE	2	WHITE
	4	BLACK	3	BLUE	3	BLUE
			4	BLACK	4	BLACK
				5	GREY	

CODING ACCORDING TO IEC 61076-2-104

**FOR OPTIONS SEE - NUMERICAL CODE - ON SHEET 2**

ITEM	QTY.	DESCRIPTION	MATERIAL	FINISH
11	1	INSERT MALE BLACK	TPU	---
10	3 / 4 / 5	CONTACT M8 MALE	BRASS	SELECTIVE Au OVER Ni
9	1	SLEEVE	BRASS	NICKEL
8	1	COUPLING NUT M8 MALE	BRASS	NICKEL
7	1	LABEL YELLOW	VINYL	---
	-	PRINTING FOR CABLES lxx	---	---
6	-	CABLE	SEE SHEET 2	---
5	-	OVERMOULDING BLACK	TPU	---
4	1	COUPLING NUT M8 FEMALE	BRASS	NICKEL
3	1	INSERT FEMALE BLACK	TPU	---
2	1	O-RING RED	FKM	---
1	3 / 4 / 5	CONTACT M8 FEMALE	BRASS	SELECTIVE Au OVER Ni

FUNCTIONAL SYMBOLS	THIS DRAWING CONTAINS INFORMATION THAT IS PROPRIETARY TO MOLEX ELECTRONIC TECHNOLOGIES, LLC AND SHOULD NOT BE USED WITHOUT WRITTEN PERMISSION	CURRENT REV DESC: NEW PN ADDED			
	DIMENSION UNITS: mm SCALE: 2:1 GENERAL TOLERANCES (UNLESS SPECIFIED): ANGULAR TOL ± 1.0° 4 PLACES ± 3 PLACES ± 2 PLACES ± 0.05 1 PLACE ± 0.3 0 PLACES ± 0.5	EC NO: 708388 DRWN: ARPITT 2022/05/27 CHK'D: RSILLER 2022/06/27 APPR: RSILLER 2022/06/27			
DIVISIONAL SYMBOLS	DRAFT WHERE APPLICABLE MUST REMAIN WITHIN DIMENSIONS	THIRD ANGLE PROJECTION	DRAWING: A3-SIZE	SERIES: 120087	DOCUMENT NUMBER: 1200878240
					DOC TYPE: PSD DOC PART: 000 REVISION: A14
MATERIAL NUMBER: SEE PART LIST		CUSTOMER: GENERAL MARKET		SHEET NUMBER: 1 OF 4	

# ENGINEERING NO. - NUMERICAL CODE (Available parts see PART LIST table. Other parts available upon request).

## OPTIONS

4 4 X 0 3 0 X X X X X X X X X

44=Nano-Change  
M8x1  
Double ended

Contacts:  
3=3 Contacts  
4=4 Contacts  
5=5 Contacts

Heads style:  
030=Plug Female Straight  
to Plug Male Straight

Cable type: See Table

Units:  
M=Meter  
C=Centimeter


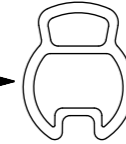
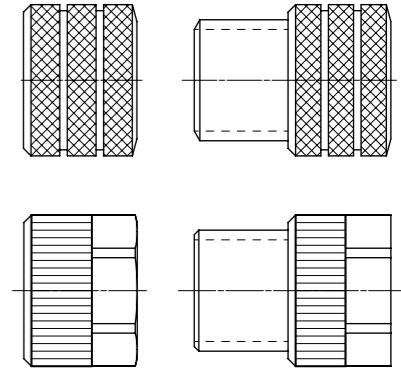
Length  
Examples:  
005=0.5 unit  
010=1 unit  
100=10 unit

Overmold color:  
Blank (Standard)=Black  
A=Grey / G=Black / Y=Yellow

Coupling Nut:  
Blank (Standard)=Knurled Brass Ni Plated  
9=Knurled / Hexagonal SW9 Brass Ni Plated

H= 2 pcs. of I/D Carrier PVC Transparent  
(Cables lxx & P82 always with 2 pcs. of  
I/D Carrier)

COUPLING NUT  
FEMALE MALE



## CABLE INFORMATION (for more information see Cable Data Sheet).

CABLE TYPE	NO. OF WIRES	CROSS SECTION	CABLE JACKET	UL	CSA	STATIC: TEMP. / BENDING RADIUS	DYNAMIC: TEMP. / BENDING RADIUS	DRAG CHAIN	SHIELD
E02	3 / 4 / 5	0.25 mm <sup>2</sup>	PVC BLACK	UL 2464/1729	C22.2 I/II A/B 80°C/300V	-30°C to +80°C, >10xO.D.	-10°C to +80°C, >15xO.D.	-	-
H08	3 / 4 / 5	0.25 mm <sup>2</sup>	PUR BLACK LSOH	UL 21198/10493	C22.2 I/II A/B 80°C/300V	-40°C to +80°C, >5xO.D.	-25°C to +80°C, >10xO.D.	2 000 000 cycles at 20°C, Temp. range +5°C to +60°C	-
I02	3 / 4	0.25 mm <sup>2</sup>	PVC CEI GREY	-	-	-30°C to +70°C	-5°C to +70°C	-	-
P02	3 / 4 / 5	0.25 mm <sup>2</sup>	PUR / PVC BLACK	-	-	-30°C to +80°C, >7xO.D.	-5°C to +80°C, >15xO.D.	-	-
P82	3	0.34 mm <sup>2</sup>	PUR IRR ORANGE	-	-	-50°C to +105°C, >5xO.D.	-40°C to +105°C, >7.5xO.D.	-	-
H70	5	0.25 mm <sup>2</sup>	PUR BLACK	-	-	-40°C to +80°C, >5xO.D.	-25°C to +80°C, >10xO.D.	2 000 000 cycles at 20°C, Temp. range +5°C to +60°C	-

## CABLE LENGTH TOLERANCES

OVER	UP TO AND INCLUDING	TOLERANCES
0	305mm	+19mm
305mm	915mm	+45mm
915mm	1830mm	+56mm
1830mm	3660mm	+89mm
3660mm	7320mm	+165mm
7320mm	14640mm	+317mm
14640mm	30500mm	+610mm
30500mm	>	+2% of finished length

FUNCTIONAL SYMBOLS ∇/A = 0 ∇/E = 0 ∇/V = 0	THIS DRAWING CONTAINS INFORMATION THAT IS PROPRIETARY TO MOLEX ELECTRONIC TECHNOLOGIES, LLC AND SHOULD NOT BE USED WITHOUT WRITTEN PERMISSION	DIMENSION UNITS <b>mm</b>	SCALE <b>2:1</b>	CURRENT REV DESC: NEW PN ADDED			
	GENERAL TOLERANCES (UNLESS SPECIFIED)		ANGULAR TOL ± 1.0°		EC NO: 708388		<b>molex</b>
4 PLACES ±		3 PLACES ±		DRWN: ARPITT 2022/05/27		CSE M8 M8 XP AC BC FE STR MA STR XM	
2 PLACES ± 0.05		1 PLACE ± 0.3		CHK'D: RSILLER 2022/06/27			PRODUCT CUSTOMER DRAWING
0 PLACES ± 0.5		DRAFT WHERE APPLICABLE MUST REMAIN WITHIN DIMENSIONS		APPR: RSILLER 2022/06/27		DOCUMENT NUMBER <b>1200878240</b>	
THIRD ANGLE PROJECTION		DRAWING		INITIAL REVISION: DRWN: JMARSZALEK 2016/09/15 APPR: RSILLER 2017/01/11			DOC TYPE PSD
SERIES <b>A3-SIZE 120087</b>		MATERIAL NUMBER SEE PART LIST		CUSTOMER GENERAL MARKET		DOC PART 000	
SHEET NUMBER 2 OF 4						REVISION A14	



# PART LIST

No.	Molex PN	Engineering No.	Cable Length
162	1200879055	443030H08M060H	6m
163	1200879056	443030H08M020H	2m
164	1200879074	444030H08M060H	6m
165	1200879080	443030H08M060	6m
166	1200879081	443030H08M120	12m
167	1200879082	443030H08M140	14m
168	1200879083	443030H08M160	16m
169	1200879084	443030H08M180	18m
170	1200879085	443030H08M200	20m
171	1200879086	443030H08M220	22m
172	1200879087	443030H08M240	24m
173	1200878980	445030H08M030	30m

<b>FUNCTIONAL SYMBOLS</b> FA = 0 FE = 0 FP = 0	THIS DRAWING CONTAINS INFORMATION THAT IS PROPRIETARY TO MOLEX ELECTRONIC TECHNOLOGIES, LLC AND SHOULD NOT BE USED WITHOUT WRITTEN PERMISSION CURRENT REV DESC: NEW PN ADDED					
	DIMENSION UNITS: <b>mm</b> SCALE: <b>1:1</b> GENERAL TOLERANCES (UNLESS SPECIFIED) ANGULAR TOL ± 1.0°	EC NO: 708388 DRWN: ARPITT CHK'D: RSILLER APPR: RSILLER				2022/05/27 2022/06/27 2022/06/27
	<b>DIVISIONAL SYMBOLS</b> 4 PLACES ± 3 PLACES ± 2 PLACES ± 0.05 1 PLACE ± 0.3 0 PLACES ± 0.5	INITIAL REVISION: DRWN: JMARSZALEK APPR: RSILLER	2016/09/15 2017/01/11	DOCUMENT NUMBER: <b>1200878240</b> DOC TYPE: PSD DOC PART: 000 REVISION: A14		
	DRAFT WHERE APPLICABLE MUST REMAIN WITHIN DIMENSIONS 	THIRD ANGLE PROJECTION 	DRAWING: <b>A3-SIZE</b> SERIES: <b>120087</b>	MATERIAL NUMBER: SEE PART LIST CUSTOMER: GENERAL MARKET	SHEET NUMBER: <b>4 OF 4</b>	

DOCUMENT STATUS	P1	RELEASE DATE	2022/06/27	06:18:11
-----------------	----	--------------	------------	----------