

BH-4000 Series Board Holder BH-8000 Series Board Holder

User Manual

For PT4-4000 & PT4-8000 Series Preheaters

01/Safety and Usage Precautions

Thank you for using our product. Before using this product, please carefully read this manual and take note of the warnings and precautions mentioned. Keep it in a safe place for future reference.

READ ALL INFORMATION BEFORE USE

- Power off the preheater when not in use or is unattended.
- Keep this product away from flammable materials. When using, please inform people in the area the board holder and preheater may be hot. Please do not touch the board holder or preheater when in use to avoid serious injury.
- Be aware that heat may be conducted to combustible materials that are out of sight. Do not leave the preheater unattended when it is switched on.
- This appliance is not intended for use by persons (including children) with reduced physical, sensory or mental capabilities, or lack of experience and knowledge, unless they have been given supervision or instruction concerning use of the appliance by a person responsible for their safety. Children should be supervised to ensure they do not play with the appliance.
- Cleaning and user maintenance shall not be performed by children without supervision.
- Equipment and supports must be cooled to room temperature prior to maintenance or storage. Check the preheater and board holder regularly for cleanliness.
- Do not use alcohol or other corrosive liquids to clean the board holder.
- If stains on the surface of the board holder are difficult to remove, you can use a scraper to clean the dirt.
- Replace defective or damaged parts with Metcal approved replacement parts. Maintenance can only be carried out by technical service organizations authorized by Metcal/OK International.

02/ Specifications

	BH-4000	BH-8000
Adjustable Parts	Adjustable in all directions (front, back, left, right)	
Height Adjustment	Three levels of adjustable height	
Clamping Force Spring	3.3 lbs / 1.5 kg	
Locking Mechanism	Supported	
Maximum PCB Size	10.2" x 10.2" 258 x 258 mm	15" x 16.5" 378 x 418 mm
PCB Thickness Range	0.02" ~ 0.12" / 0.5~3 mm	
Accessories	Screwdriver (x1), Grounding wire (x1)	
Dimensions	16.7" x 16" x 4" 423 x 406 x 102.5 mm	23" x 20.7" x 4" 584 x 526 x 102.5 mm
Weight	5.8 lbs / 2.65 kg	7.1 lbs / 3.2 kg
Compatible with	PT4-4000 Preheater	PT4-8000 Preheater

03/Instructions for Use

ESD Connector Interface
(connect to ESD Common
Grounding Point)

Guide Knobs

Screwdriver


Clamp Knobs

Slot Clamps


Height Adjustment (3 levels)



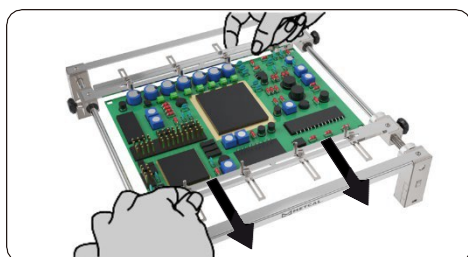
1. Place the board holder on top of the preheater as shown. Note the correct orientation. Be sure to place the preheater and board holder on a flat working surface.



2. Loosen the rail fixing knob and place the PCB onto the board holder. After adjusting it to the appropriate position, tighten the rail fixing knob.



3. Adjust the micro-adjustable clamping block to ensure the PCB is aligned with the board holder, then tighten the clamping block.



4. As shown, push the rail sliding block with the thrust spring to replace the PCB.

North America – Worldwide Headquarters

OK International, Inc.
10800 Valley View Street
Cypress, CA 90630 USA
Phone: 1 (714) 799-9910
NA-CustCare@okinternational.com

Europe/United Kingdom

OK International Ltd.
Eagle Close, Chandler's Ford
Hampshire, SO53 4NF, UK
Phone: +44 2380 489 100
Français: +33 1767 104 03
Deutsch: +49 711 959 69 744
Europe-Orders@okinternational.com

Asia

都福（深圳）工业设备制造有限公司中国
深圳市光明新区高新路
研祥科技工业园电子厂房四楼东侧单元
Phone: +86 755 2327 6366
China@okinternational.com



www.metcal.com