





## 1. ELECTRICAL SPECIFICATIONS

Accuracy calculated as [%reading + (num. dgt\* resolution)] at 23°C ±5°, &lt;80%HR

### DC VOLTAGE (Autorange)

Range [V]	Resolution [V]	Accuracy	Input impedance	Overload protection
0.0 ÷ 690.0	0.1	±(0.5%rdg + 2dgt)	1MΩ	690VDC/ACrms

### AC, AC+DC, LoZ TRMS VOLTAGE (Autorange)

Range [V]	Resolution [V]	Frequency range	Accuracy	Overload protection
0.5 ÷ 690.0	0.1	32Hz ÷ 1kHz	±(0.5%rdg + 2dgt)	690VDC/ACrms

Input impedance VAC function: 1MΩ, Input impedance LoZ function: 3.5kΩ

Auto detection DC mode, Max crest factor: 1.5

### VOLTAGE/CURRENT FREQUENCY (Autorange)

Range [Hz]	Resolution [Hz]	Accuracy
33.00 ÷ 99.99	0.01	±(0.1%rdg+1dgt)
100.0 ÷ 999.9	0.1	

Voltage range: 0.5V ÷ 690V, Current range: 0.5A ÷ 3000A (Flex clamp F300U), 1mV ÷ 1000mV (STD Clamp)

### DC, AC, AC+DC CURRENT (STANDARD RIGID CLAMP) - (Autorange)

Range [mV]	Resolution [mV]	Accuracy
1 ÷ 1000	1	±(0.5%rdg + 2dgt)

Max crest factor: 3, Frequency bandwidth: 1kHz

### AC TRMS CURRENT (FLEXIBLE CLAMP F3000U) - (Autorange)

Range [mV]	Resolution [mV]	Accuracy
1 ÷ 3000	1	±(0.5%rdg + 2dgt)

Max crest factor: 3, Frequency bandwidth: 1kHz

### INRUSH CURRENT - DC, AC, AC+DC TRMS (STANDARD RIGID CLAMP)

Range [mV]	Resolution [mV]	Accuracy (*)
1 ÷ 1000	1	±(2%rdg + 2dgt)

(\*) Accuracy declared for frequency: DC, 42.5 ÷ 69Hz

Max crest factor: 3

Sample frequency: 4kHz

Response time: 1ms (Peak), 16.7ms, 20ms, 50ms, 100ms, 150ms, 200ms (max RMS value)

### INRUSH CURRENT - AC TRMS (FLEXIBLE CLAMP F3000U)

Range [mV]	Resolution [mV]	Accuracy (*)
1 ÷ 3000	1	±(2%rdg + 2dgt)

(\*) Accuracy declared for frequency: DC, 42.5 ÷ 69Hz

Max crest factor: 3

Sample frequency: 4kHz

Response time: 1ms (Peak), 16.7ms, 20ms, 50ms, 100ms, 150ms, 200ms (max RMS value)

### RESISTANCE AND CONTINUITY TEST (Autorange)

Range [Ω]	Resolution [Ω]	Accuracy	Buzzer
0.0 ÷ 199.9	0.1	±(1.0%rdg + 5dgt)	<30Ω
200 ÷ 1999	1		

**HARMONIC VOLTAGE AND CURRENT - (Autorange)**

Harmonic order	Fundamental frequency	Resolution	Accuracy (*) (not zeroed values)
DC	42.5Hz ÷ 69Hz	0.1V / 0.1A / 0.1%	±(5.0%rdg+20dgt)
1 ÷ 25			±(5.0%rdg+10dgt)
THD%		0.1%	±(10.0%rdg+10dgt)

Accuracy of harmonics amplitudes expressed in % is evaluated considering the accuracy of parameters ratio

(\*) Harmonic voltages are zeroed in the followed conditions:

- 1° harmonic: value <0.5V
- DC, 2° to 25° harmonics: harmonic value <0.5% fundamental value or value <0.5V

(\*) Harmonic currents are zeroed in the followed conditions:

- 1° harmonic: value <0.5A
- DC, 2° to 25° harmonics: harmonic value <0.5% fundamental value or value <0.5A

**LOOP IMPEDANCE L-N, L-L, RA<sub>⊥</sub>, RA<sub>⊥</sub>RCD (NO RCD TRIPPING)**

L-PE, L-N, L-L Voltage range: 100V ÷ 690V, 42.5 ÷ 69Hz

Test current : (see below table)

Test	Test current	Range [Ω]	Resolution [Ω]	Accuracy
RA <sub>⊥</sub> RCD	15mA	1 ÷ 1999	1	-0%, +(5.0% rdg + 3Ω)
L-N, L-L, RA <sub>⊥</sub>	100mA	0.1 ÷ 199.9	0.1	-0%, +(5.0% rdg + 3Ω)

**RCD TESTS (INSTANTANEOUS MOLDED CASE TYPE)**


RCDs type: AC (⌚), A (⌚), General (G)

L-PE, L-N Voltage range: 100V ÷ 690V, 42.5 ÷ 69Hz

Rated tripping current (I<sub>ΔN</sub>): 30mA, 100mA, 300mA (see below table)

Tripping time: resolution: 1ms, accuracy: ±(2.0%rdg + 2dgt)

**Tripping times for Molded case RCD  
(n.a. = not available function)**

		x 1/2 G	x 1 G	x 5 G	 G	AUTO G		
30mA	AC	300	310	40	310	x1	x5	x½
	A	300	310	40	310	x1	x5	x½
100mA	AC	300	310	n.a.	n.a.	x1	x½	
	A	300	310	n.a.	n.a.	x1	x½	
300mA	AC	300	310	n.a.	n.a.	x1	x½	
	A	300	310	n.a.	n.a.	x1	x½	

Possible combinations and tripping time duration [ms]

**TRIPPING CURRENT (Ramp )**

Type	I <sub>ΔN</sub>	Ramp [LCD]	Current value [mA RMS @20ms]	Accuracy
AC	30mA	6.0, 6.5, 7.0 .. 32.5, 33.3	6.0, 6.5, 7.0 .. 32.5, 33.0	- 0%, +5%I <sub>ΔN</sub>
A	30mA	6.0, 6.5, 7.0 .. 32.5, 33.3	8.5, 9.2, 9.9 .. 46, 46.7	- 0%, +5%I <sub>ΔN</sub>

**PHASE SEQUENCE ROTATION WITH 1-WIRE METHOD (\*)**

Voltage range [V]	Frequency range
100 ÷ 690	42.5 ÷ 69Hz

(\*) Measurement is only carried out by direct contact with metal live parts (not on insulation sheath).



## 2. GENERAL SPECIFICATIONS






### Display:

- 4 LCD, (max 9999 counts), sign, decimal point and bargraph
- Automatic polarity indication
- Backlight
- Refresh frequency: 2/s
- Conversion: TRMS

### Features:

- Data HOLD
- MAX/MIN
- PEAK (Voltage and Current), response time = 1ms
- Autorange
- Automatic detection of AC/DC signals
- Auto Power OFF after 15 minutes of idleness

### Power supply:

- 4x1.5V alkaline batteries type AAA IEC LR03
- Battery life:
  - V, A,  $\Omega$ ,  → approx 132h (backlight OFF)
  - V, A,  $\Omega$ ,  → approx 68h (backlight ON)
  - Ra  (15mA) → approx 5400 test (backlight ON)
  - Ra  (100mA) → approx 13k test (backlight ON)
  - RCD  → approx 8600 test (backlight ON)
  - RCD T → approx 160k test (backlight ON)


### Mechanical specifications:

- Dimensions (L x W x H): 175 x 85 x 55mm
- Weight (included batteries): 420g
- Mechanical protection: IP40

### Environmental conditions:

- Reference temperature: 23°C ± 5°C
- Working temperature: 5°C ÷ 40°C
- Working humidity: <80%RH
- Storage temperature: -20°C ÷ 60°C
- Storage humidity: <80%RH
- Max height of use: 2000m

### Reference guidelines:

- Safety: IEC/EN61010-1, IEC/EN61010-2-030, IEC/EN61010-2-033
- RCD test: IEC/EN61557-6
- LOOP P-P, P-N, P-PE, Ra  test: IEC/EN61557-3
- Phase sequence rotation: IEC/EN 61557-7
- EMC: IEC/EN61326-1
- Insulation: double insulation
- Pollution degree: 2
- Category of measure: CAT IV 600V, CAT III 690V to ground and between inputs

**This product conforms to the prescriptions of the European directive on low voltage 2014/35/EU and to EMC directive 2014/30/EU**

**This product conforms to the prescriptions of the European directive 2011/65/EU (RoHS) and the European directive 2012/19/EU (WEEE)**