

# Technical Data Sheet

## 3M™ VHB™ Adhesive Transfer Tape F9469PC

### Product Description



**Finite Element Analysis (FEA)** data is available for this product at: [3m.com/FEA](https://www.3m.com/FEA)

3M™ VHB™ Adhesive Transfer Tape F9469PC utilizes the 3M™ High Performance Acrylic Adhesive 100MP, which has excellent long term holding power with much higher adhesion strength than typical pressure sensitive adhesive systems. This 3M™ VHB™ Adhesive Transfer Tape is transparent and is ideal for use in many interior and exterior industrial applications to replace rivets, spot welds, liquid adhesives, and other permanent fasteners.

### Technical Information Note

The following technical information and data should be considered representative or typical only and should not be used for specification purposes.

### Typical Physical Properties

Property	Values	Additional Information
Adhesive Type	Acrylic	
Liner	58# Polycoated Kraft Paper (PCK)	
Liner Thickness	0.106 mm	
Liner Print	3M VHB	
Total Tape Thickness (mil)	5.2 mil	View 
Test Method: ASTM D3652		
Total Tape Thickness (mm)	0.13 mm	View 
Test Method: ASTM D3652		
Liner Thickness	4.2 mil	
Density	1.012 g/cm <sup>3</sup>	

Density 0.04 lb/in<sup>3</sup>

UL Listing

3M™ Adhesive 100MP has UL 746C listings with different temperature ratings on many commonly used substrate materials as indicated in the table below. Qualification for this listing requires high strength retention after extended exposure to high temperatures, humidity, cold, and cyclic conditions.

- 
- Substrates Temperature Rating  
Stainless Steel, Glass/Epoxy, Enameled Steel, Ceramic, Phenolic, Nickel Plated Steel: 110°C  
ABS, Polycarbonate, Aluminum, Galvanized Steel: 90°C  
Unplasticized PVC: 75°C
- 
- 

Our testing has shown that 3M™ Adhesive 100MP yielded 92% retention of peel adhesion after the roll was aged for more than 5 years at an elevated temperature of 150°F (65°C). The initial tack and liner release properties were still excellent. This testing result suggests that the tape is relatively unaffected by long-term exposure to elevated temperatures. Bonds made with 3M™ Adhesive 100MP can tolerate periodic short-term exposures to temperatures up to 500°F (260°C).

-

3M™ Adhesive 100MP is thermoplastic in nature, becoming softer as temperature increases and firmer as temperature decreases. As the adhesive becomes firmer, the performance generally increases. This performance increase is demonstrated graphically in Figure 1 for 3M™ VHB™ Adhesive Transfer Tape F9473PC. It shows the breakaway and peel forces as a function of temperature. The exception of the performance increase is at very low temperatures when high impact stresses along with high frequencies are encountered. At low temperatures, the tape becomes very firm and glassy; the ability to absorb impact energy is reduced.

## Dynamic Mechanical Properties












For engineers who have to use adhesive properties for modeling and analysis purpose, we suggest a Young’s modulus of 4.5 x 10<sup>2</sup> kPA (measured at 23°C & 1 Hz) and a Poisson’s ratio of 0.499. For detailed adhesive modulus and damping properties, please refer to the nomograph for 3M™ VHB™ Adhesive Transfer Tapes, which is available upon request through our technical service group. The nomograph presents adhesive modulus and damping properties as functions of temperature and frequency.

## Typical Performance Characteristics


Additional Test notes

3M™ VHB™ Adhesive Transfer Tapes F9460PC, F9469PC, and F9473PC are made from the same adhesive system and are thermoplastic in nature, becoming softer as temperature increases and firmer as temperature decreases. As the adhesive becomes firmer, the adhesion performance generally increases. At low temperatures (lower than -40°F [-40°C]), the 3M™ VHB™ Adhesive Transfer Tape becomes very firm and glassy

Property	Values	Additional Information
----------	--------	------------------------

180° Peel Adhesion	14 N/cm	<a href="#">View</a> 
<p>Test Method: ASTM D3330</p> <p>Backing: 2 mil Aluminum Foil</p> <p>Notes: 12 in/min (300 mm/min)</p>		
180° Peel Adhesion	128 oz/in	<a href="#">View</a> 
<p>Test Method: ASTM D3330</p> <p>Backing: 2 mil Aluminum Foil</p> <p>Notes: 12 in/min (300 mm/min)</p>		
Normal Tensile	690 kPa	<a href="#">View</a> 
<p>Test Method: ASTM D897</p> <p>Substrate: Aluminum</p>		
Normal Tensile	100 lb/in <sup>2</sup>	<a href="#">View</a> 
<p>Test Method: ASTM D897</p> <p>Substrate: Aluminum</p>		
Overlap Shear Strength	550 kPa	<a href="#">View</a> 
<p>Test Method: ASTM D1002</p> <p>Substrate: Stainless Steel</p>		
Overlap Shear Strength	80 lb/in <sup>2</sup>	<a href="#">View</a> 
<p>Test Method: ASTM D1002</p> <p>Substrate: Stainless Steel</p>		
Short Term Temperature Resistance	260 °C	<a href="#">View</a> 
<p>Notes: No change in room temperature dynamic shear properties following 4 hour conditioning at indicated temperature with 100 g/static load. (Represents minutes, hour in a process type temperature exposure).</p>		
Short Term Temperature Resistance	500 °F	<a href="#">View</a> 
<p>Notes: No change in room temperature dynamic shear properties following 4 hour conditioning at indicated temperature with 100 g/static load. (Represents minutes, hour in a process type temperature exposure).</p>		
Long Term Temp C	149 °C	<a href="#">View</a> 
<p>Notes: Maximum temperature where tape supports at least 250 g load per 0.5 in<sup>2</sup> in static shear for 10,000 minutes. (Represents continuous exposure for day or weeks).</p>		
Long Term Temp F	300 °F	<a href="#">View</a> 
<p>Notes: Maximum temperature where tape supports at least 250 g load per 0.5 in<sup>2</sup> in static shear for 10,000 minutes. (Represents continuous exposure for day or weeks).</p>		
Short Term Temperature Resistance	500 °F	<a href="#">View</a> 


Test Condition: Short Term (minutes, hour)

Short Term Temperature Resistance	260 °C	View 
-----------------------------------	--------	--

Test Condition: Short Term (minutes, hour)

Long Term Temp C	149 °C	View 
------------------	--------	--

Test Condition: Long Term (day, weeks)

Long Term Temp F	300 °F	View 
------------------	--------	--


Test Condition: Long Term (day, weeks)

Static Shear	1000 g	View 
--------------	--------	--

Test Method: ASTM D3654

Test Condition: Room Temperature

Notes: Static shear measured at various temperatures and gram loadings on stainless steel. Will hold listed weight for 10,000 minutes.

Static Shear	1000 g	View 
--------------	--------	--

Test Method: ASTM D3654

Test Condition: 66°C (150°F)


Notes: Static shear measured at various temperatures and gram loadings on stainless steel. Will hold listed weight for 10,000 minutes.

Static Shear	1000 g	View 
--------------	--------	--

Test Method: ASTM D3654

Test Condition: 93°C (200°F)

Notes: Static shear measured at various temperatures and gram loadings on stainless steel. Will hold listed weight for 10,000 minutes.

Static Shear	1000 g	View 
--------------	--------	--

Test Method: ASTM D3654

Test Condition: 121°C (250°F)


Notes: Static shear measured at various temperatures and gram loadings on stainless steel. Will hold listed weight for 10,000 minutes.

Static Shear	500 g	View 
--------------	-------	--

Test Method: ASTM D3654

Test Condition: 149°C (300°F)

Notes: Static shear measured at various temperatures and gram loadings on stainless steel. Will hold listed weight for 10,000 minutes.

Static Shear	500 g	View 
--------------	-------	--

Test Method: ASTM D3654

Test Condition: 177°C (350°F)








Notes: Static shear measured at various temperatures and gram loadings on stainless steel. Will hold listed weight for 10,000 minutes.

Solvent Resistance

No apparent degradation when exposed to splash testing of many common solvents and fluids including gasoline, JP-4 fuel, mineral spirits, motor oil, ammonia cleaner, acetone and methyl ethyl ketone.  
(3 splash testing cycles: 20 seconds submersion, & 20 seconds air dry.)

UV Resistance	Excellent UV resistance through outdoor weathering tests and weather-O-meter tests.
---------------	---








### Available Sizes

Property	Values	Additional Information
Note	Subject to Minimum Order Requirements	
Standard Roll Length	55 m	
Standard Roll Length	60 yd	
Maximum Length	55 m	View 
Width: 1/4 in to 3/8 in widths		
Maximum Length	60 yd	View 
Width: 1/4 in to 3/8 in widths		
Maximum Length	220 m	View 
Width: 3/8 in to 1 in widths		
Maximum Length	240 yd	View 
Width: 3/8 in to 1 in widths		
Maximum Length	330 m	View 
Width: 1 in to 3 in		
Maximum Length	360 yd	View 
Width: 1 in to 3 in		
Maximum Length	330 m	View 

Width: 3 in and wider

Maximum Length	360 yd	View 
Width: 3 in and wider		
Normal Slitting Tolerance	0.8 mm	
Normal Slitting Tolerance	±1/32 in	


## Electrical and Thermal Properties

Property	Values	Additional Information
Insulation Resistance	> 1 x 10 <sup>6</sup> MΩ/in <sup>2</sup>	View 
Test Method: ASTM D1000		
Dielectric Strength	3000 V	View 
Test Method: ASTM D149		
Test Condition: Room Temperature		
Dielectric Strength	2600 V	View 
Test Method: ASTM D149		
Test Condition: 125°C		
Dielectric Strength	1900 V	View 
Test Method: ASTM D149		
Test Condition: 175°C		
Dielectric Strength	4.08	View 
Test Method: ASTM D150		
Test Condition: 1kHz, 86°F(30°C)		
Thermal Conductivity	0.16 W/m/K	View 
Test Method: ASTM C177		
Thermal Conductivity	1.1 (btu-in)/(h-ft <sup>2</sup> -°F)	View 
Test Method: ASTM C177		
Coefficient of Thermal Expansion	770 x 10 <sup>-6</sup> m/m/°C	

## Weight Loss and Outgassing Performance

Property	Values	Additional Information
Total Mass Loss	1.29 %	View 

Test Method: ASTM E595-77/84/90

Volatile Condensable Materials	0.02 %	View 
--------------------------------	--------	--

Test Method: ASTM E595-77/84/90

**Note**

The testing was done per ASTM E595-77/84/90 as indicated in the NASA Reference Publication 1124, Revision 4, “Outgassing Data for Selecting Spacecraft Materials”, June 1997. The results are reported as percentage of total mass loss (TML) and percentage of Volatile Condensable Materials (VCM), respectively, as shown below.

## Storage and Shelf Life

Humidity controlled storage: 60° to 80°F (16° to 27°C) and 40-60% R.H.

If stored properly, product retains its performance and properties for 24 months from date of manufacture. If the products have been exposed to severe weather conditions, we suggest to precondition the products at the above storage conditions for at least 24 hours before using them.

## Industry Specifications

Property	Values	Additional Information
Industry Specifications	UL 746C UL 879 (File E65361)	

**FDA Statement**

This product might be suitable for use in indirect food contact applications. Please see the applicable Regulatory Data Sheet for more information relating to FDA compliance.

## Recognition/Certification

TSCA: This product is defined as an article under the Toxic Substances Control Act and therefore, it is exempt from inventory listing requirements

MSDS: 3M has not prepared a MSDS for this product which is not subjected to the MSDS requirements of the Occupational Safety and Health Administration’s Hazard Communication Standard, 29 C.F.R.1910.1200(b)(6)(v). When used under reasonable conditions or in accordance with the 3M directions for use, this product should not present a health and safety hazard. However, use or processing of the product in a manner not in accordance with the directions for use may affect its performance and present potential health and safety hazards.

UL: These products have been recognized by Underwriters Laboratories, Inc. under UI 746C and UL 969. For more information on the UL Certification, please visit the website at <http://www.3M.com/converter>, select UL Recognized Materials, then select the specific product area.

Note: One of 3M's core values is to respect our social and physical environment. 3M is committed to comply with ever-changing, global, regulatory and consumer environmental, health, and safety (EHS) requirements. As a service to our customers, 3M is providing information on the regulatory status of many 3M products. Further regulation information including that for OSHA, USCPSI, California Proposition 65, READY and RoHS, can be found at [3M.com/regs](http://3M.com/regs).

## Automotive Disclaimer

Automotive Applications: This product is an industrial product and has not been designed or tested for use in certain automotive applications, including, but not limited to, automotive electric powertrain battery or high voltage applications. This product does not fully adhere to typical automotive design or quality system requirements, such as IATF 16949 or VDA 6.3. This product may not be manufactured in an IATF certified facility and may not meet a Ppk of 1.33 for all properties. The product may not undergo an automotive production part approval process (PPAP). Customer is solely responsible for evaluating the product and determining whether it is appropriate and suitable for customer's automotive application and for conducting incoming inspections before use of the product. Failure to do so may result in injury, death, and/or harm to property. No written or verbal statement, report, data or recommendation by 3M related to automotive use of the product shall have any force or effect unless in an agreement signed by the Technical Director of 3M's Automotive Division. Customer assumes all responsibility and risk if customer chooses to use this product in an automotive electric powertrain battery or high voltage application, and 3M will not be liable for any loss or damage arising from or related to the 3M product or customer's use of the product, whether direct, indirect, special, incidental, or consequential (including, but not limited to, lost profits or business opportunity or recall costs), regardless of the legal or equitable theory asserted, including, but not limited to, warranty, contract, negligence, or strict liability. In no event shall 3M be liable for any damages in excess of the purchase price paid for the product.

NOTWITHSTANDING ANY OTHER STATEMENT TO THE CONTRARY, 3M MAKES NO REPRESENTATIONS, WARRANTIES OR CONDITIONS WHATSOEVER, EXPRESS OR IMPLIED, REGARDING THE PRODUCT IF USED IN AN AUTOMOTIVE ELECTRIC POWERTRAIN BATTERY OR HIGH VOLTAGE APPLICATION, INCLUDING, BUT NOT LIMITED TO, ANY WARRANTY ON PERFORMANCE, LONGEVITY, SUITABILITY, COMPATIBILITY, OR INTEROPERABILITY, OR ANY IMPLIED WARRANTY OR CONDITION OF MERCHANTABILITY, FITNESS FOR A PARTICULAR PURPOSE, OR ARISING OUT OF A COURSE OF DEALING, CUSTOM, OR USAGE OF TRADE.

## Bottom Matter

3M  
Industrial Adhesives and Tapes Division  
3M Center, Building 225-3S-06  
St. Paul, MN 55144-1000  
800-362-3550

## Trademarks

3M and VHB are trademarks of 3M.

## Handling/Application Information

### Application Techniques

Bond strength is dependent upon the amount of adhesive-to-surface contact developed. Firm application pressure helps develop better adhesive contact and improve bond strength.

To obtain optimum adhesion, the bonding surfaces must be clean, dry, and well unified. Some typical surface cleaning solvents are isopropyl alcohol/water mixture or heptane.\*

Ideal tape application temperature range is 70°F to 100°F (21°C to 38°C). Initial tape application to surfaces at temperatures below 50°F (10°C) is not recommended because the adhesive becomes too firm to adhere readily. However, once properly applied, low temperature holding is generally satisfactory.

\*Note: Be sure to follow the manufacturer's precautions and directions for use when using solvents.

## References

Property	Values
3m.com Product Page	<a href="https://www.3m.com/3M/en_US/p/d/b40065862/">https://www.3m.com/3M/en_US/p/d/b40065862/</a>
Safety Data Sheet SDS	<a href="https://www.3m.com/3M/en_US/company-us/SDS-search/results/?gsaAction=msdsSRA&amp;msdsLocale=en_US&amp;co=ptn&amp;q=F9469PC">https://www.3m.com/3M/en_US/company-us/SDS-search/results/?gsaAction=msdsSRA&amp;msdsLocale=en_US&amp;co=ptn&amp;q=F9469PC</a>

## Family Group

Link Tags:

- [F9460PC](#)
- [F9469PC](#)
- [F9473PC](#)

Products	Liner	Liner Thickness	Total Tape Thickness (mm)	Short Term Temperature Resistance	Long Term Temp C	Long Term Temp F	Adhesive Type
----------	-------	-----------------	---------------------------	-----------------------------------	------------------	------------------	---------------



F9469PC	58# Polycoated Kraft Paper (PCK)	0.106 mm	0.13 mm	260 °C	149 °C	300 °F	N/A
F9460PC	58# Polycoated Kraft Paper (PCK)	N/A	N/A	260 °C	149 °C	300 °F	Acrylic
F9473PC	58# Polycoated Kraft Paper (PCK)	0.1 mm	0.26 mm	N/A	N/A	300 °F	N/A

## ISO Statement

This Industrial Adhesives and Tapes Division product was manufactured under a 3M quality system registered to ISO 9001 standards.

## Information

**Technical Information:** The technical information, guidance, and other statements contained in this document or otherwise provided by 3M are based upon records, tests, or experience that 3M believes to be reliable, but the accuracy, completeness, and representative nature of such information is not guaranteed. Such information is intended for people with knowledge and technical skills sufficient to assess and apply their own informed judgment to the information. No license under any 3M or third party intellectual property rights is granted or implied with this information.

**Product Selection and Use:** Many factors beyond 3M's control and uniquely within user's knowledge and control can affect the use and performance of a 3M product in a particular application. As a result, customer is solely responsible for evaluating the product and determining whether it is appropriate and suitable for customer's application, including conducting a workplace hazard assessment and reviewing all applicable regulations and standards (e.g., OSHA, ANSI, etc.). Failure to properly evaluate, select, and use a 3M product and appropriate safety products, or to meet all applicable safety regulations, may result in injury, sickness, death, and/or harm to property.

**Warranty, Limited Remedy, and Disclaimer:** Unless a different warranty is specifically stated on the applicable 3M product packaging or product literature (in which case such warranty governs), 3M warrants that each 3M product meets the applicable 3M product specification at the time 3M ships the product. 3M MAKES NO OTHER WARRANTIES OR CONDITIONS, EXPRESS OR IMPLIED, INCLUDING, BUT NOT LIMITED TO, ANY IMPLIED WARRANTY OR CONDITION OF MERCHANTABILITY, FITNESS FOR A PARTICULAR PURPOSE, OR ARISING OUT OF A COURSE OF DEALING, CUSTOM, OR USAGE OF TRADE. If a 3M product does not conform to this warranty, then the sole and exclusive remedy is, at 3M's option, replacement of the 3M product or refund of the purchase price.

**Limitation of Liability:** Except for the limited remedy stated above, and except to the extent prohibited by law, 3M will not be liable for any loss or damage arising from or related to the 3M product, whether direct, indirect, special, incidental, or consequential (including, but not limited to, lost profits or business opportunity), regardless of the legal or equitable theory asserted, including, but not limited to, warranty, contract, negligence, or strict liability.

**Disclaimer:** 3M industrial and occupational products are intended, labeled, and packaged for sale to trained industrial and occupational customers for workplace use. Unless specifically stated otherwise on the applicable product packaging or literature, these products are not intended, labeled, or packaged for sale to or use by consumers (e.g., for home, personal, primary or secondary school, recreational/sporting, or other uses not described in the applicable product packaging or literature), and must be selected and used in compliance with applicable health and safety regulations and standards (e.g., U.S. OSHA, ANSI), as well as all product literature, user instructions, warnings, and limitations, and the user must take any action required under any recall, field action or other product use notice. Misuse of 3M industrial and occupational products may result in injury, sickness, or death. For help with product selection and use, consult your on-site safety professional, industrial hygienist, or other subject matter expert. For additional product information, visit [www.3M.com](http://www.3M.com).