

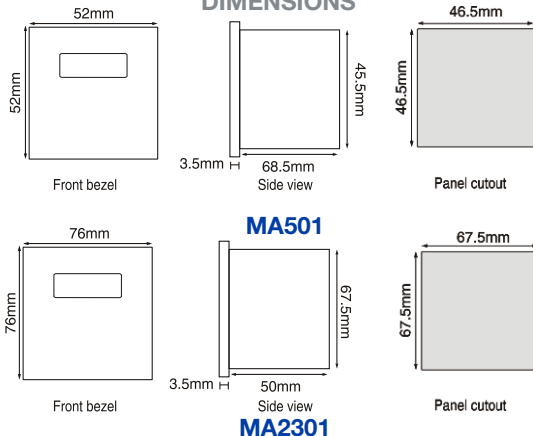
FEATURES

- Measurement Functions
 - 1 Ø Current (True RMS)
 - 3 Ø Current (True RMS)
- Integrated selector switch for phase selection (MA2301)
- LCD Display with Backlight
- Bargraph Indicator

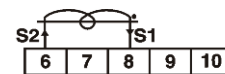


CAT. NO.	MA501-110V-CU	MA2301-110V-CU
Display		
Display Type	LCD display with backlight	LCD display with backlight
Digits	4 digits	4 digits
Bargraph	Analog bargraph indicator	Analog bargraph indicator
Display Range	0 ~ 6200A	0 ~ 6200A
Display Scrolling	-	manual phase selector switch
Supply Specification	110 VAC +/-20% (60Hz)	85 ~ 270 VAC (50/ 60Hz)
Input Specification		
Electrical Wire System	1 Phase (2 wire)	3 Phase/4 wire
Measurement Type	AC, CT Type (External CT required for current > 5A)	AC, CT Type (External CT required for current > 5A)
Input Current Range	50mA ~ 5A (External CT required for current >5A)	50mA ~ 5A (External CT required for current >5A)
Frequency Range	45 ~ 65Hz	45 ~ 65Hz
Parameter Resolution		
Current	0.001, 0.01, 0.1, 1A (depending on CT Primary)	0.001, 0.01, 0.1, 1A (depending on CT Primary)
Sampling Rate	3 samples / sec.	3 samples / sec.
Accuracy Class		
Current	+/- 0.5% of Full-Scale Value	+/- 0.5% of Full-Scale Value
Output Specifications		
Pulse Output	-	-
Communication		
	-	-
Programmable Parameters		
CT Primary	5, 10, 20, 30, 40, 50, 60, 75, 80, 100, 125, 150, 200, 250, 300, 400, 500, 600, 800, 1000, 1200, 1500, 1600, 2000, 2250, 2500, 3000, 4000, 5000	5, 10, 20, 30, 40, 50, 60, 75, 80, 100, 125, 150, 200, 250, 300, 400, 500, 600, 800, 1000, 1200, 1500, 1600, 2000, 2250, 2500, 3000, 4000, 5000
CT Secondary	5A fixed (External CT must be connected for current >5A)	5A fixed (External CT must be connected for current >5A)
Environmental Specifications		
Temperature	Operating: -10°C~55°C, Storage: -20°C~ 75°C	Operating: -10°C~55°C, Storage: -20°C~ 75°C
Humidity	Up to 85% RH	Up to 85% RH
Protection Level	IP65 for Faceplate	IP65 for Faceplate
Physical Specifications		
Size	1/16 DIN, 48 mm x 48mm	72 mm x 72 mm
Weight	0.25 lbs (113g)	0.40 lbs (163g)
Terminal Size Acceptability and Torque	20-14 AWG (0.5 - 2.5mm ²), 6-7 lb-in. (0.68 - 0.79Nm)	20-14 AWG (0.5 - 2.5mm ²), 6-7 lb-in. (0.68 - 0.79Nm)

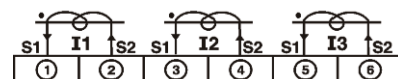
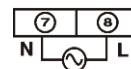
DIMENSIONS



TERMINAL CONNECTIONS



MA501-110V-CU



MA2301-110V-CU

230 VAC versions also available, please consult Altech.